

# 4522 NW MARINE DR

COPYRIGHT RESERVED


ITEM	DESCRIPTION	DATE
<div>1. All design concepts, drawings, specifications, millwork and details drawn or represented herein are the property of Angelo Yuran II and no part of the same shall be reproduced, copied, disclosed or used in any manner other than for the specific project shown without the written consent of the designer.</div> <div>2. All work shall conform with local and Provincial Building Code latest edition.</div> <div>3. All dimensions and conditions shall be verified on site and any discrepancies shall be reported to the designer for clarification before proceeding with construction.</div>		

## PLANS

ID1.00	CONSTRUCTION PLAN – 1ST FLOOR
ID1.01	CONSTRUCTION PLAN – 2ND FLOOR
ID1.02	CONSTRUCTION PLAN – 3RD FLOOR
ID1.03	CONSTRUCTION PLAN – ROOFTOP
ID1.04	REFLECTED CEILING PLAN – 1ST FLOOR
ID1.05	REFLECTED CEILING PLAN – 2ND FLOOR
ID1.06	REFLECTED CEILING PLAN – 3RD FLOOR
ID1.07	FURNITURE & FINISHES PLAN – 1ST FLOOR
ID1.08	FURNITURE & FINISHES PLAN – 2ND FLOOR
ID1.09	FURNITURE & FINISHES PLAN – 3RD FLOOR

## ELEVATIONS

ID2.01	1ST FLOOR – ENTRY HALLWAY
ID2.02	1ST FLOOR – ENTRY HALLWAY
ID2.03	1ST FLOOR – MEDIA
ID2.04	1ST FLOOR – POWDER 2
ID2.05	1ST FLOOR – LAUNDRY
ID2.06	1ST FLOOR – REC ROOM
ID2.07	1ST FLOOR – REC ROOM
ID2.08	1ST FLOOR – ENSUITE

ID2.09	2ND FLOOR – VESTIBULE & LIVING
ID2.10	2ND FLOOR – VESTIBULE & LIVING & OFFICE & DINING
ID2.11	2ND FLOOR – OFFICE
ID2.12	2ND FLOOR – DINING & KITCHEN
ID2.13	2ND FLOOR – KITCHEN ISLAND
ID2.14	2ND FLOOR – WOK KITCHEN
ID2.15	2ND FLOOR – POWDER
ID2.16	2ND FLOOR – BEDROOM 1
ID2.17	2ND FLOOR – ENSUITE 1

ID2.18	3RD FLOOR – HALLWAY
ID2.19	3RD FLOOR – MASTER BEDROOM
ID2.20	3RD FLOOR – MASTER BATH
ID2.21	3RD FLOOR – W.I.C
ID2.22	3RD FLOOR – BEDROOM 2
ID2.23	3RD FLOOR – ENSUITE 2
ID2.24	3RD FLOOR – BEDROOM 3
ID2.25	3RD FLOOR – ENSUITE 3

DRAWING TITLE:  
COVER PAGE

PROJECT:

PROJECT NO.:

CONTACT:

SCALE:  
N/A

DRAWING NO.:

DATE:  
0000/00/00

ID0.00

GENERAL NOTES

1. ALL WORKMANSHIP AND METHODS OF CONSTRUCTION TO COMPLY WITH ALL LOCAL BUILDING CODES, BY-LAWS, AND ALL AUTHORITIES THAT MAY HAVE JURISDICTION OVER THE PROJECT.
2. ADHERENCE TO REQUIREMENTS OF BUILDING TENANT GUIDELINES MANUAL IS MANDATORY.
3. CONTRACTOR TO ENSURE CONTINUOUS MAINTENANCE OF SITE DURING CONSTRUCTION OF MATERIALS AND WORK DONE TO DATE. CONTRACTOR TO PROVIDE THOROUGH CLEANING AFTER WORK IS COMPLETED AND REMOVE ALL DEBRIS FROM SITE. SITE IS TO BE THOROUGHLY HOUSE-CLEANED AFTER COMPLETION OF PROJECT AND BEFORE TENANT OCCUPANCY USING PROFESSIONAL CLEANERS.
4. CONTRACTOR TO VISIT SITE PRIOR TO BIDDING TO VERIFY ALL EXISTING CONDITIONS. DIMENSIONS AND CONDITIONS TO BE VERIFIED PRIOR TO PROCEEDING WITH WORK. ANY DISCREPANCIES ARE TO BE REPORTED TO THE CONTRACTOR. WRITTEN DIMENSIONS WILL TAKE PRECEDENCE OVER SCALED DIMENSIONS. DO NOT SCALE DRAWINGS. LARGE SCALE DRAWINGS WILL HAVE PRIORITY OVER SMALL SCALE DRAWINGS.
5. COMMENCEMENT OF WORK BY THE CONTRACTOR IMPLIES ACCEPTANCE OF THE SPECIFICATIONS, DRAWINGS, AND SITE CONDITIONS. DESIGNER WILL NOT BE RESPONSIBLE FOR EXTRA COSTS INCURRED BY THE TENANT OR THE CONTRACTOR THROUGH ERRORS OR OMISSIONS, AFTER APPROVAL OF THESE DRAWINGS BY THE TENANT, RECEIPT OF THE BUILDING PERMIT AND ACCEPTANCE BY SUB-TRADES.
6. DRAWINGS PREPARED BY DESIGNER SHALL BE CROSS REFERENCED BY THE CONTRACTOR WITH ALL DRAWINGS INCLUDED IN SET, AND WITH ALL DRAWINGS PREPARED BY OTHER CONSULTANTS. ANY DISCREPANCIES BETWEEN DRAWINGS AND / OR SPECIFICATIONS SHALL IMMEDIATELY BE REPORTED TO THE DESIGN CONSULTANT, PRIOR TO ORDERING OF MATERIALS, FURNITURE, EQUIPMENT, FIXTURES, ETC.
7. CONTRACTOR SHALL VERIFY THE AVAILABLE MEANS AND CONDITIONS AFFECTING THE MOVEMENT OF MATERIALS AND COMPONENTS INTO AND WITHIN THE BUILDING.
8. ALL WORK PERFORMED SHALL BE OF THE HIGHEST QUALITY AND DONE ONLY BY EXPERIENCED TRADES. EQUAL ALTERNATIVE ITEMS ACCEPTED ONLY UPON REVIEWED BY THE DESIGNER. ALL MATERIALS NOT SPECIFIED SHALL SUIT AND BE SPECIFIC TO THE PURPOSE INTENDED.
9. LEAD TIMES ON ALL MATERIALS AND FIXTURES TO BE VERIFIED UPON THE START OF THE PROJECT. THE DESIGNER WILL NOT BE HELD RESPONSIBLE FOR MATERIALS AND FIXTURES NOT ORDERED ON TIME. DELAYS AND COSTS INCURRED DUE TO THE SAME, THE CONTRACTOR WILL BE HELD RESPONSIBLE.
10. EXCEPT WHERE OTHERWISE NOTED, CONTRACTOR IS RESPONSIBLE FOR SUPPLY AND INSTALLATION OF ALL ITEMS INDICATED ON DRAWINGS, C/W ALL ACCESSORIES AND FITTINGS.
11. ALL AREAS OF EXISTING BASE BUILDING THAT ARE TO RECEIVE NEW FINISHES ARE TO BE PATCHED AND MADE GOOD TO RECEIVE THE SAME.
12. ALL EQUIPMENT IS TO BE INSTALLED IN ACCORDANCE WITH MANUFACTURERS WRITTEN SPECIFICATIONS AND INSTRUCTIONS.
13. STORAGE OF MATERIALS AND EQUIPMENT WILL NOT BE ALLOWED OUTSIDE OF THE DEMISING AREA OF THE TENANT, UNLESS PREVIOUSLY APPROVED BY THE BUILDING OWNER.
14. ALL EXISTING CORRIDOR(S) AND DEMISING PARTITIONS ADJACENT TO TENANT SPACE TO BE UPGRADED TO CODE AS REQUIRED.
15. WORK BY ALL TRADES SHALL BE GUARANTEED FOR A MINIMUM OF (1) YEAR. MILLWORK MUST BE GUARANTEED FOR A MINIMUM OF (2) YEARS AND SHALL BE INSPECTED BY AWMAC SUBSEQUENT TO COMPLETION OF PROJECT.
16. NO ASSUMPTIONS ARE TO MADE ON SITE BY THE CONTRACTOR. ITEMS THAT REQUIRE CLARIFICATION MUST BE VERIFIED BY THE DESIGNER.
17. ALL NOTES, SCHEDULES AND LEGENDS MUST BE REVIEWED BY THE CONTRACTOR PRIOR TO BIDDING AND DURING CONSTRUCTION PROCESS.
18. THE CONTRACTOR SHALL BE RESPONSIBLE FOR INSURING THAT ALL MATERIALS USED ARE INSTALLED IN SUCH A MANNER TO BE STRUCTURALLY SECURE, AND CONFORMING TO EARTHQUAKE SUPPORT REQUIREMENTS. THE CONTRACTOR MUST ALSO VERIFY THAT MATERIALS USED CONFORM TO AND DO NOT EXCEED STRUCTURAL LOADING LIMITS.
19. ALL SPECIFICATIONS AS NOTED, NO SUBSTITUTIONS UNLESS REVIEWED BY THE DESIGNER.

DEMOLITION NOTES

1. REMOVE EXISTING INTERIOR AND DEMOUNTABLE PARTITIONS, INTERIOR GLAZING, DOORS/FRAMES, MILLWORK, FLOORING (CARPET TILE AND VCT) AND VINYL BASE, AS REQUIRED.
2. PATCH AND REPAIR ALL WALLS TO MATCH BLDG. STANDARD WHERE DEMOLITION OCCURRED.
3. REFINISH DAMAGED SURFACES TO MATCH ADJACENT FINISHES. FOR CONTINUOUS SURFACES REFINISH TO NEAREST INTERSECTION.
4. BAG ALL WINDOW COVERINGS WHERE REQUIRED, PRIOR TO COMMENCEMENT OF WORK.
5. PROTECT EXISTING BUILDING AND CONTENTS DURING ENTIRE PERIOD OF CONSTRUCTION.
6. DISCONNECT ELECTRICAL AND TELEPHONE SERVICE LINES IN WORK TO BE DEMOLISHED IN ACCORDANCE WITH RULES AND REGULATIONS OF AUTHORITIES HAVING JURISDICTION.
7. LEAVE WORK IN SAFE CONDITION AT THE END OF EACH DAY'S WORK.
8. LOCATE MATERIALS ON SITE TO CAUSE THE LEAST INTERFERENCE WITH WORK ACTIVITIES AND MINIMUM DISTURBANCE TO OTHER TENANTS.
9. REMOVE ALL DEBRIS AND VACUUM TO LEAVE ALL SURFACES FREE OF CONSTRUCTION DUST.


ITEM	DESCRIPTION	DATE
1. All design concepts, drawings, specifications, millwork and details drawn or represented herein are the property of Angela Yuran JI and no part of the same shall be reproduced, copied, disclosed or used in any manner other than for the specific project shown without the written consent of the designer. 2. All work shall conform with local and Provincial Building Code latest edition. 3. All dimensions and conditions shall be verified on site and any discrepancies shall be reported to the designer for clarification before proceeding with construction.		

DRAWING TITLE:

PROJECT:

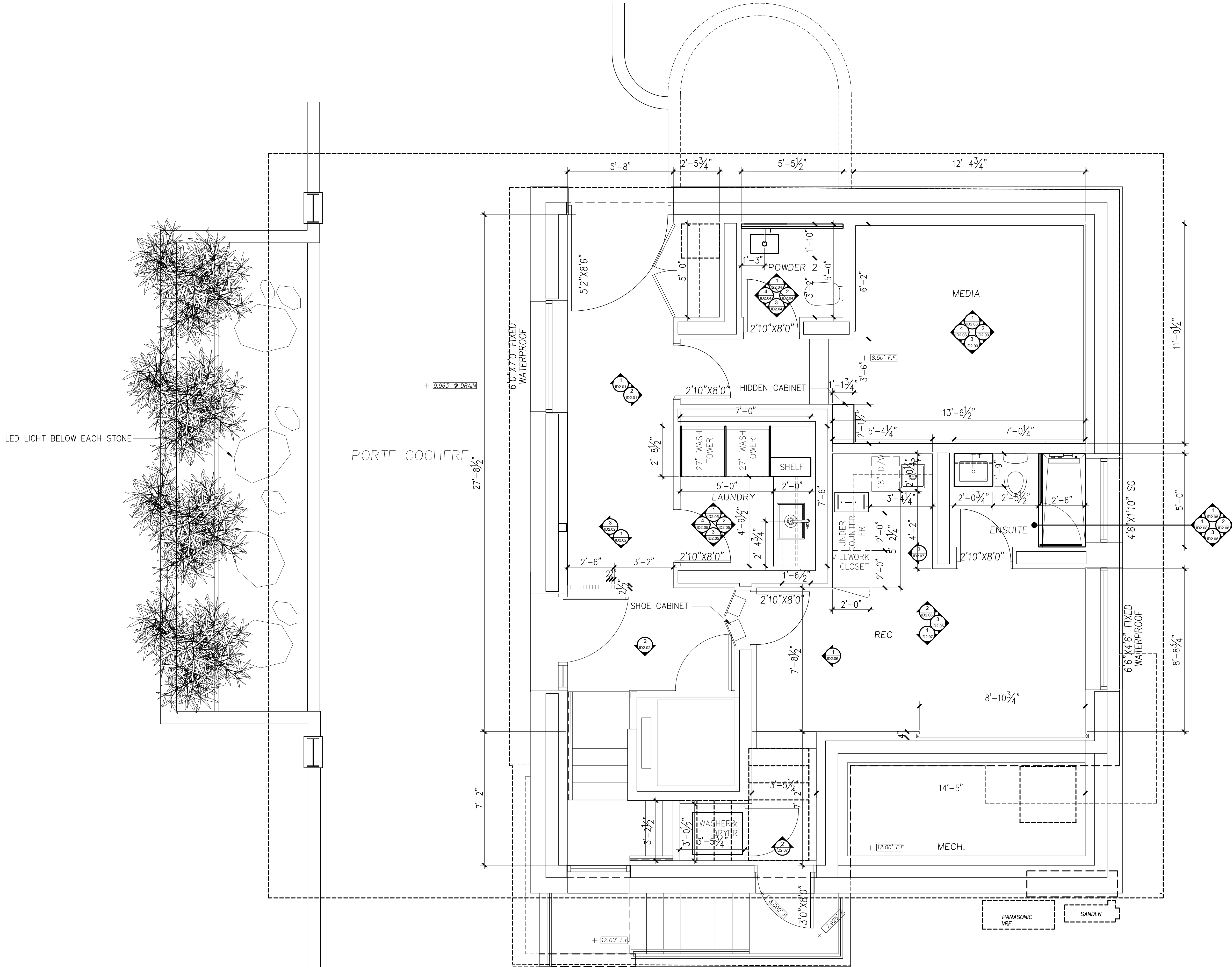
PROJECT NO.:  
—

CONTACT:  
—

SCALE:  
N/A

DATE:  
0000/00/00

DRAWING NO.:  
ID0.01



1 CONSTRUCTION PLAN – 1ST FLOOR  
Scale: 3/8" = 1'-0"

COPYRIGHT RESERVED

ITEM	DESCRIPTION	DATE
1	All design concepts, drawings, specifications, millwork and details drawn or represented herein are the property of Angela Turon JI and no part of the same shall be reproduced, copied, disclosed or used in any manner other than for the specific project shown without the written consent of the designer.	
2	All work shall conform with local and Provincial Building Code latest edition.	
3	All dimensions and conditions shall be verified on site and any discrepancies shall be reported to the designer for clarification before proceeding with construction.	

DRAWING TITLE:  
CONSTRUCTION PLAN – 1ST FLOOR

PROJECT NO.:

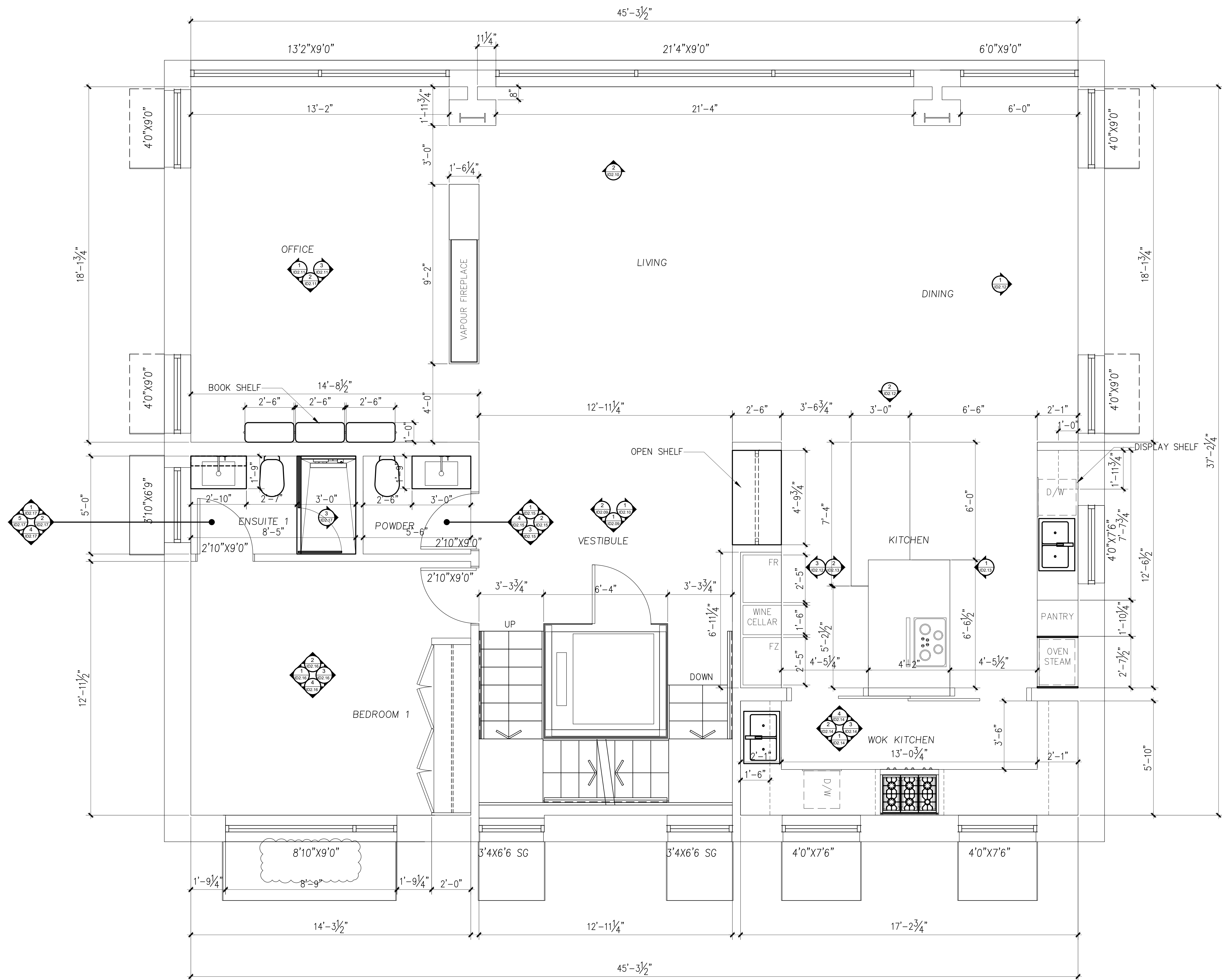
CONTACT:

SCALE:

DATE:  
2024/01/29

DRAWING NO.:

ID1.00



ITEM	DESCRIPTION	DATE
1.	All design concepts, drawings, specifications, millwork and details drawn or represented herein are the property of Angela Turan JI and no part of the same shall be reproduced, copied, disclosed or used in any manner other than for the specific project shown without the written consent of the designer.	
2.	All work shall conform with local and Provincial Building Code latest edition.	
3.	All dimensions and conditions shall be verified on site and any discrepancies shall be reported to the designer for clarification before proceeding with construction.	

DRAWING TITLE:  
CONSTRUCTION PLAN – 2ND FLOOR

PROJECT NO.:

CONTACT:

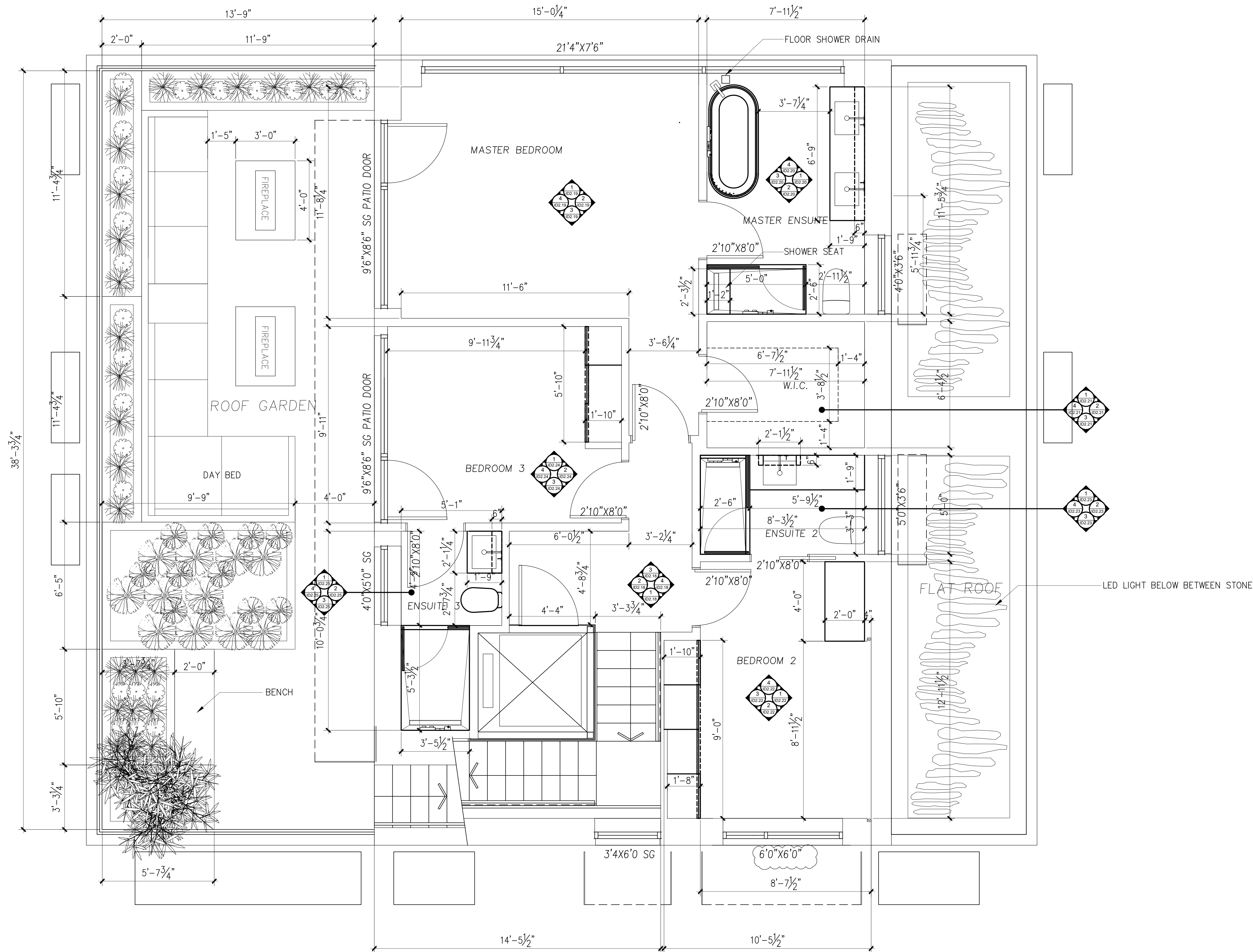
SCALE:

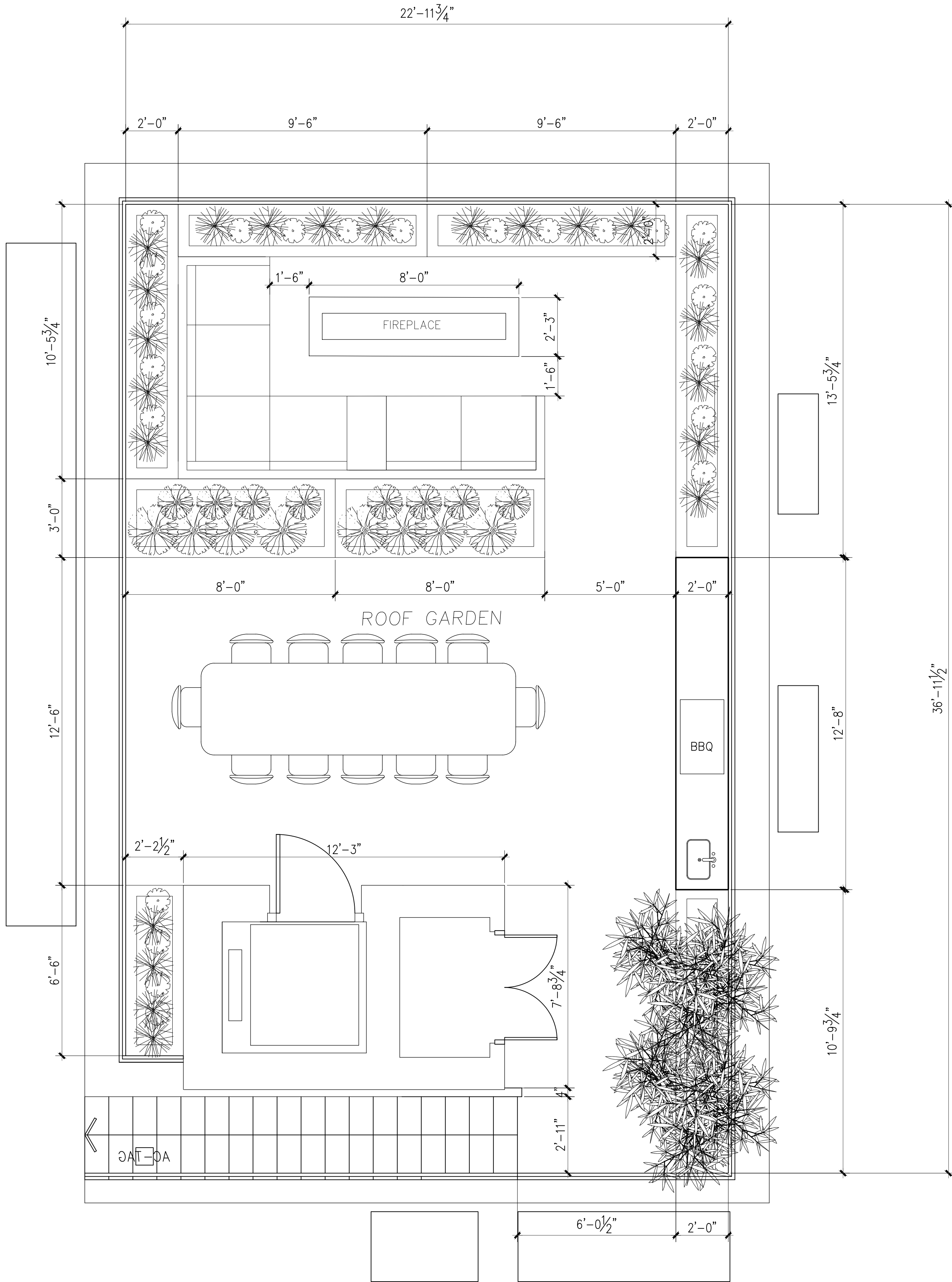
DATE:  
2024/01/29

DRAWING NO.:

ID1.01







COPYRIGHT RESERVED

ITEMDESCRIPTIONDATE

1. All design concepts, drawings, specifications, millwork and details drawn or represented herein are the property of Angelo Turon J and no part of the same shall be reproduced, copied, disclosed or used in any manner other than for the specific project shown without the written consent of the designer.

2. All work shall conform with local and Provincial Building Code latest edition.

3. All dimensions and conditions shall be verified on site and any discrepancies shall be reported to the designer for clarification before proceeding with construction.

DRAWING TITLE:  
CONSTRUCTION PLAN – ROOFTOP

















PROJECT NO.:  
-

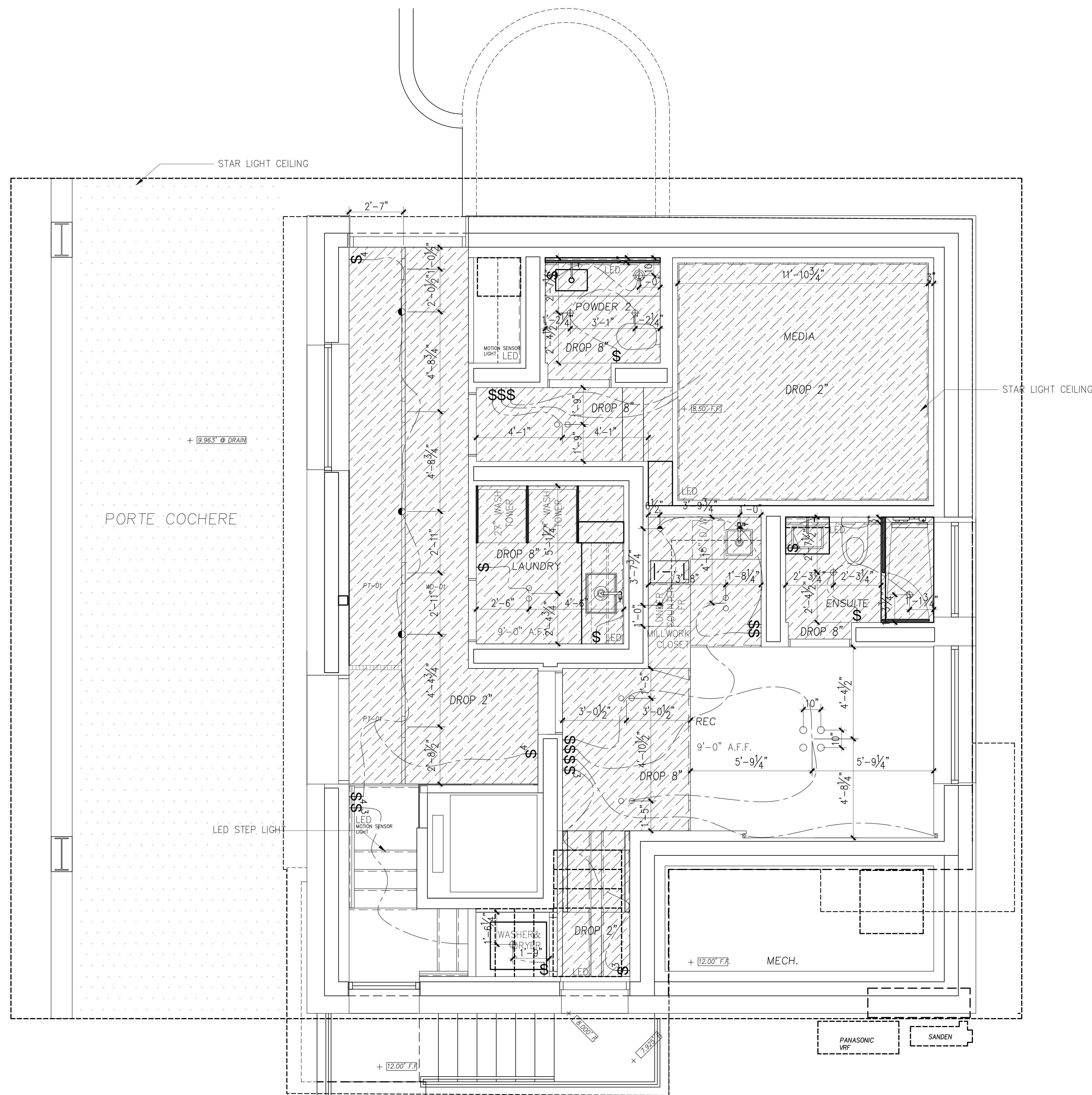
CONTACT:  
-

SCALE:  
DATE:  
2024/01/29

DRAWING NO.:  
ID1.03

## GENERAL LIGHTING LEGEND

CODE	DESCRIPTION
	CEILING MOUNTED / PENDANT LIGHT
	4" RECESSED DOWNLIGHT
	POT LIGHTING IN CABINET
	ADJUSTABLE DIRECTION SPOTLIGHT
	WALL SCONCE
	LED STRIP LIGHT (WHITE/YELLOW)
	VENTILATION FAN
	NEW DROPPED CEILING
	OTHER DROPPED CEILING
	ART PAINTING
	MOTORIZED DRAPE OUTLET @10'-2" AFF
	TRACK LIGHTING #1; RECTANGULAR LIGHT
	TRACK LIGHTING #2; CEILING SPOTLIGHT
	RECESSED LINEAR LIGHT
	CEILING DOWNLIGHT 3" DIA; 2 PER GROUP
	FLUSH MOUNT CYLINDER LIGHT 3" DIA; 4 PER GROUP



ITEM	DESCRIPTION	DATE
1.	All design concepts, drawings, specifications, millwork and details drawn or represented herein are the property of Angelo Yuran JI and no part of same shall be reproduced, copied, altered or used in any manner other than for the specific project shown without the written consent of the designer.	
2.	All work shall conform with local and Provincial Building Code latest edition.	
3.	All dimensions and conditions shall be verified on site and any discrepancies shall be reported to the designer for verification before proceeding with construction.	

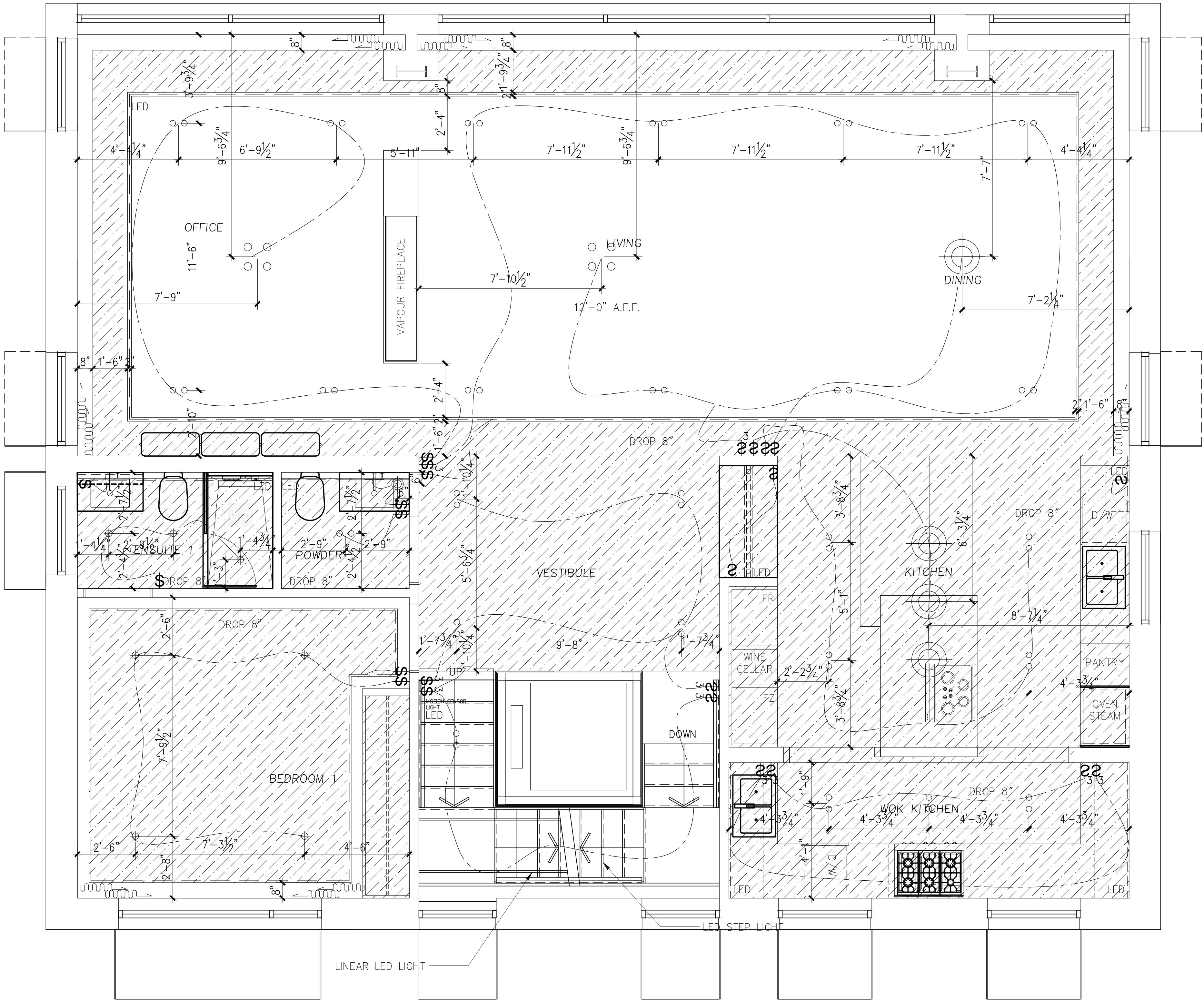
DRAWING TITLE:  
REFLECTED CEILING PLAN  
- 1ST FLOOR  
PROJECT:

PROJECT NO.: —	
CONTACT: —	
SCALE:	DRAWING NO.:
DATE: 0000/00/00	ID1.04

GENERAL LIGHTING LEGEND

- CODE

DESCRIPTION
- CEILING MOUNTED / PENDANT LIGHT
- 4" RECESSED DOWNLIGHT
- POT LIGHTING IN CABINET
- ADJUSTABLE DIRECTION SPOTLIGHT
- WALL SCONCE
- LED STRIP LIGHT(WHITE/YELLOW)
- VENTILATION FAN
- NEW DROPPED CEILING
- OTHER DROPPED CEILING
- ART PAINTING
- MOTORIZED DRAPE OUTLET @10'-2" AFF
- TRACK LIGHTING #1; RECTANGULAR LIGHT
- TRACK LIGHTING #2; CEILING SPOTLIGHT
- RECESSED LINEAR LIGHT
- CEILING DOWNLIGHT 3" DIA; 2 PER GROUP
- FLUSH MOUNT CYLINDER LIGHT 3" DIA; 4 PER GROUP



ITEM	DESCRIPTION	DATE
1.	All design concepts, drawings, specifications, millwork and details drawn or represented herein are the property of Angela Turan JI and no part of the same shall be reproduced, copied, disclosed or used in any manner other than for the specific project shown without the written consent of the designer.	
2.	All work shall conform with local and Provincial Building Code latest edition.	
3.	All dimensions and conditions shall be verified on site and any discrepancies shall be reported to the designer for clarification before proceeding with construction.	




















DRAWING TITLE:  
REFLECTED CEILING PLAN  
— 2ND FLOOR

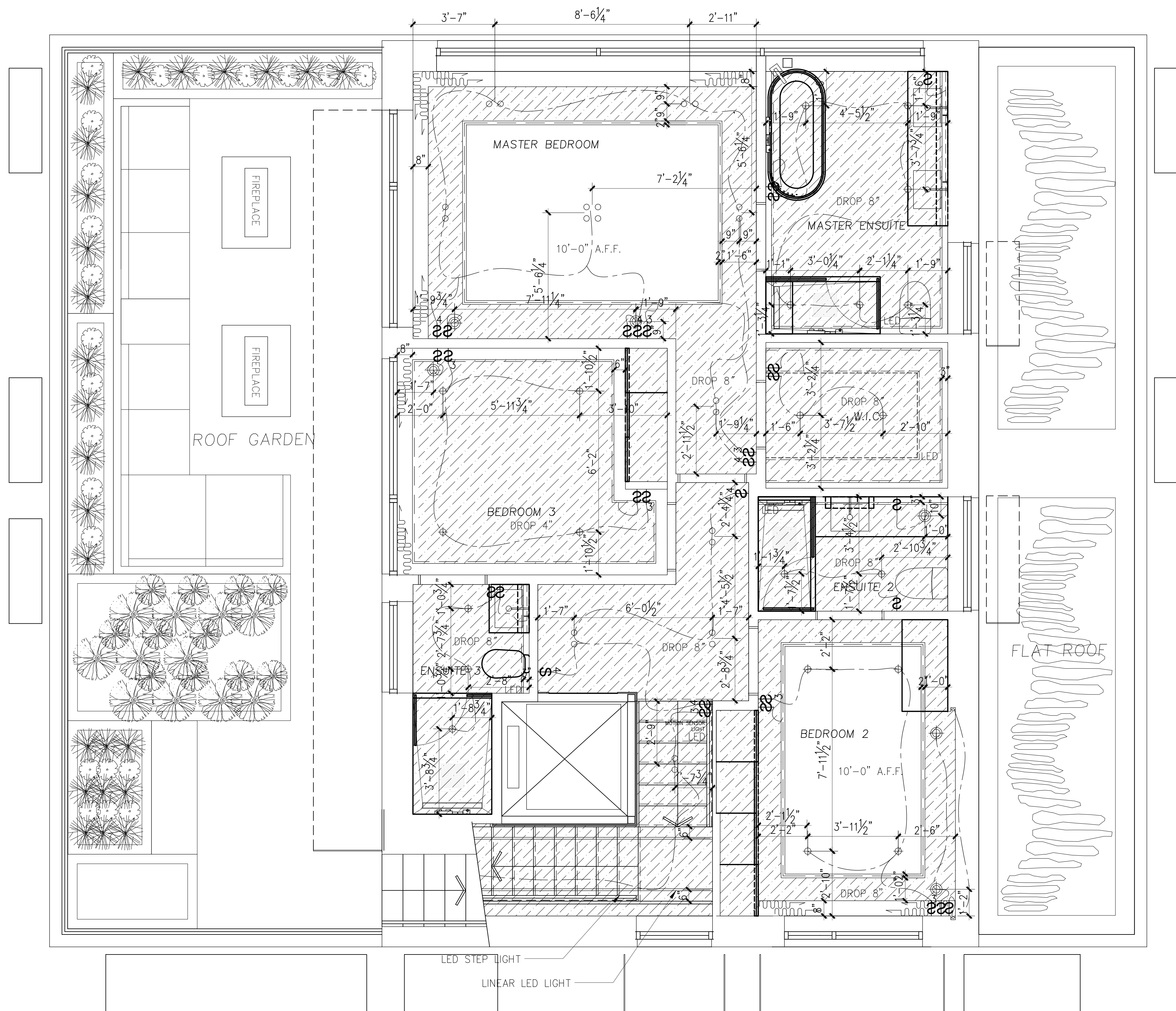
PROJECT:

PROJECT NO.:	
CONTACT:	
SCALE:	DRAWING NO.:
DATE: 0000/00/00	ID1.05



## GENERAL LIGHTING LEGEND

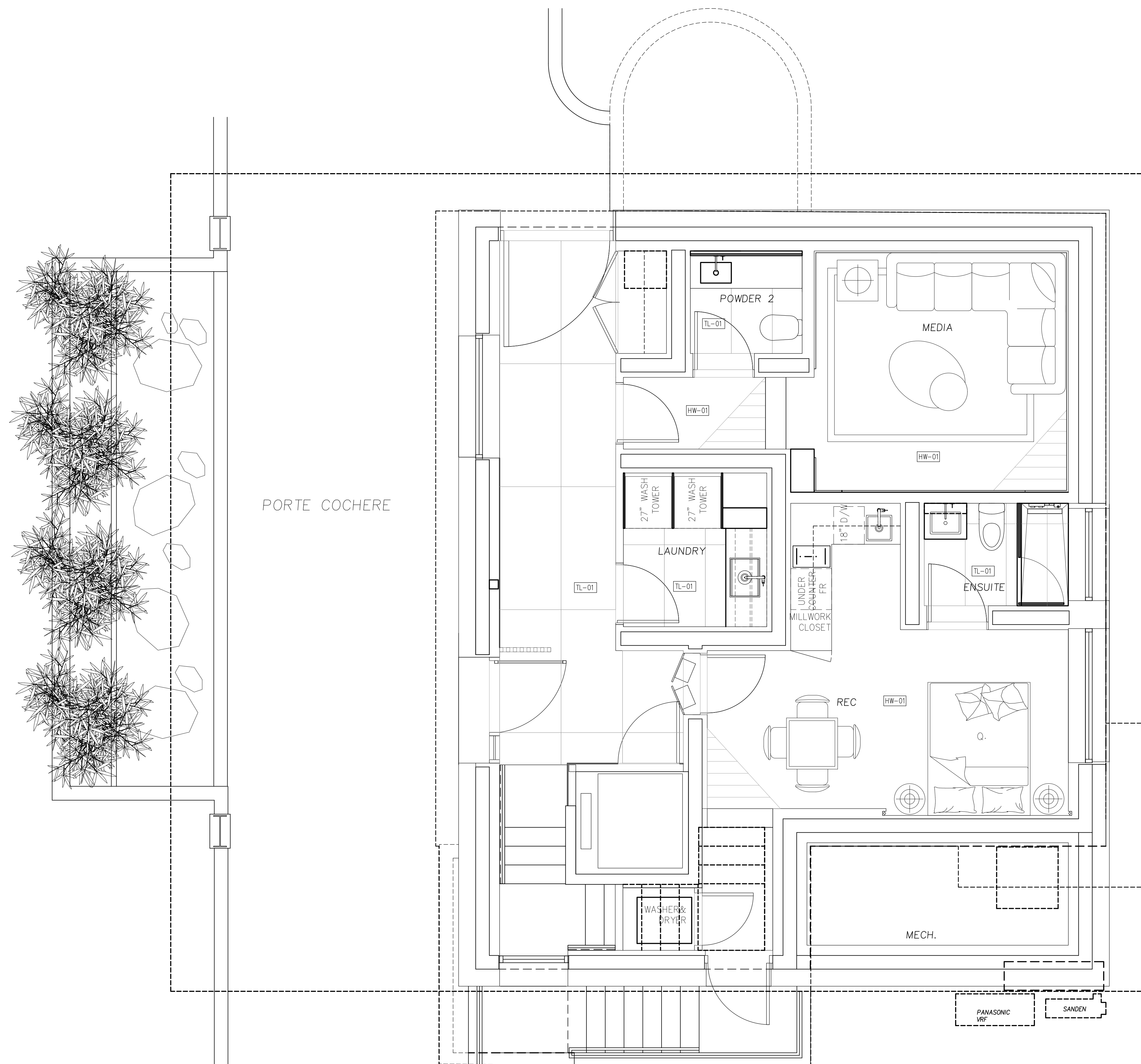
CODE	DESCRIPTION
	CEILING MOUNTED / PENDANT LIGHT
	4" RECESSED DOWNLIGHT
	POT LIGHTING IN CABINET
	ADJUSTABLE DIRECTION SPOTLIGHT
	WALL SCONCE
-----	LED STRIP LIGHT(WHITE/YELLOW)
	VENTILATION FAN
	NEW DROPPED CEILING
	OTHER DROPPED CEILING
	ART PAINTING
	MOTORIZED DRAPE OUTLET @10'-2" AFF
	TRACK LIGHTING #1; RECTANGULAR LIGHT
	TRACK LIGHTING #2; CEILING SPOTLIGHT
	RECESSED LINEAR LIGHT
 	CEILING DOWNLIGHT 3" DIA; 2 PER GROUP
 	FLUSH MOUNT CYLINDER LIGHT 3" DIA; 4 PER GROUP
 	



ITEM	DESCRIPTION	DATE
1.	All design concepts, drawings, specifications, millwork and details drawn or represented herein are the property of Angelo Yuran JI and no part of same shall be reproduced, copied, altered or used in any manner other than for the specific project shown without the written consent of the designer.	
2.	All work shall conform with local and Provincial Building Code latest edition.	
3.	All dimensions and conditions shall be verified on site and any discrepancies shall be reported to the designer for verification before proceeding with construction.	

DRAWING TITLE:  
REFLECTED CEILING PLAN  
— 3RD FLOOR  
PROJECT:

PROJECT NO.: —	
CONTACT: —	
SCALE:	DRAWING NO.:
DATE: 0000/00/00	ID1.06

[illegible]

ITEM	DESCRIPTION	DATE
1.	All design concepts, drawings, specifications, millwork and details drawn or represented herein are the property of Angela Yurion Ji and no part of the same shall be reproduced, copied, retransmitted or used in any manner other than for the specific project shown without the written consent of the designer.	
2.	All work shall conform with local and Provincial Building Code latest edition.	
3.	All dimensions and conditions shall be verified on site and any discrepancies shall be reported to the designer for clarification before proceeding with construction.	

DRAWING TITLE:  
FURNITURE & FINISHES PLAN  
- 1ST FLOOR

PROJECT:

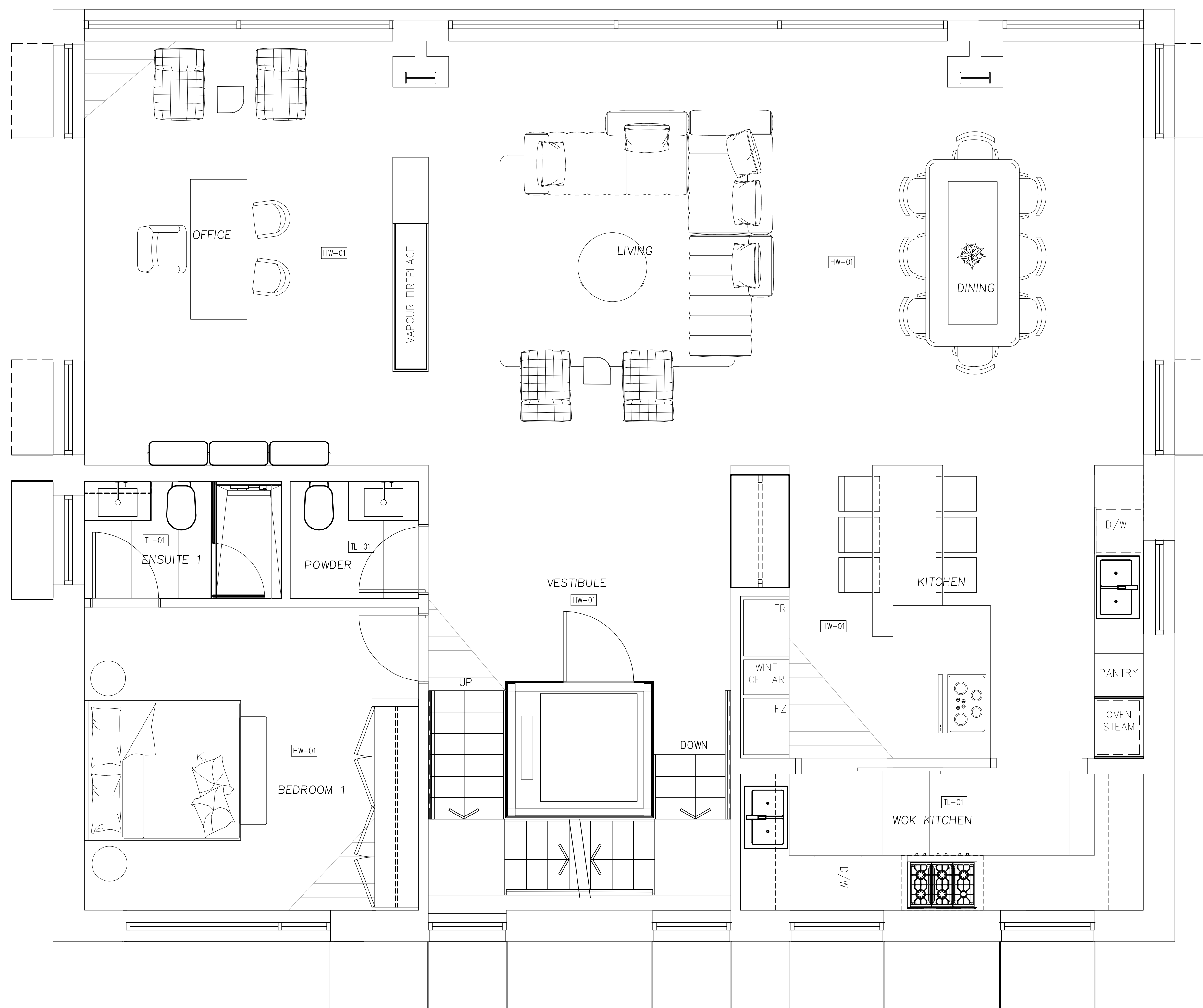
PROJECT NO.:	
--------------	--

CONTACT:

—	
SCALE:	DRAWING NO.:

DATE: 0000/00/00	ID1.07
---------------------	--------



[illegible]

ITEM	DESCRIPTION	DATE
1.	All design concepts, drawings, specifications, millwork and details drawn or represented herein are the property of Angela Yurion Ji and no part of the same shall be reproduced, copied, disclosed or used in any manner other than for the specific project shown without the written consent of the designer.	
2.	All work shall conform with local and Provincial Building Code latest edition.	
3.	All dimensions and conditions shall be verified on site and any discrepancies shall be reported to the designer for clarification before proceeding with construction.	

DRAWING TITLE:  
FURNITURE & FINISHES PLAN  
— 2ND FLOOR

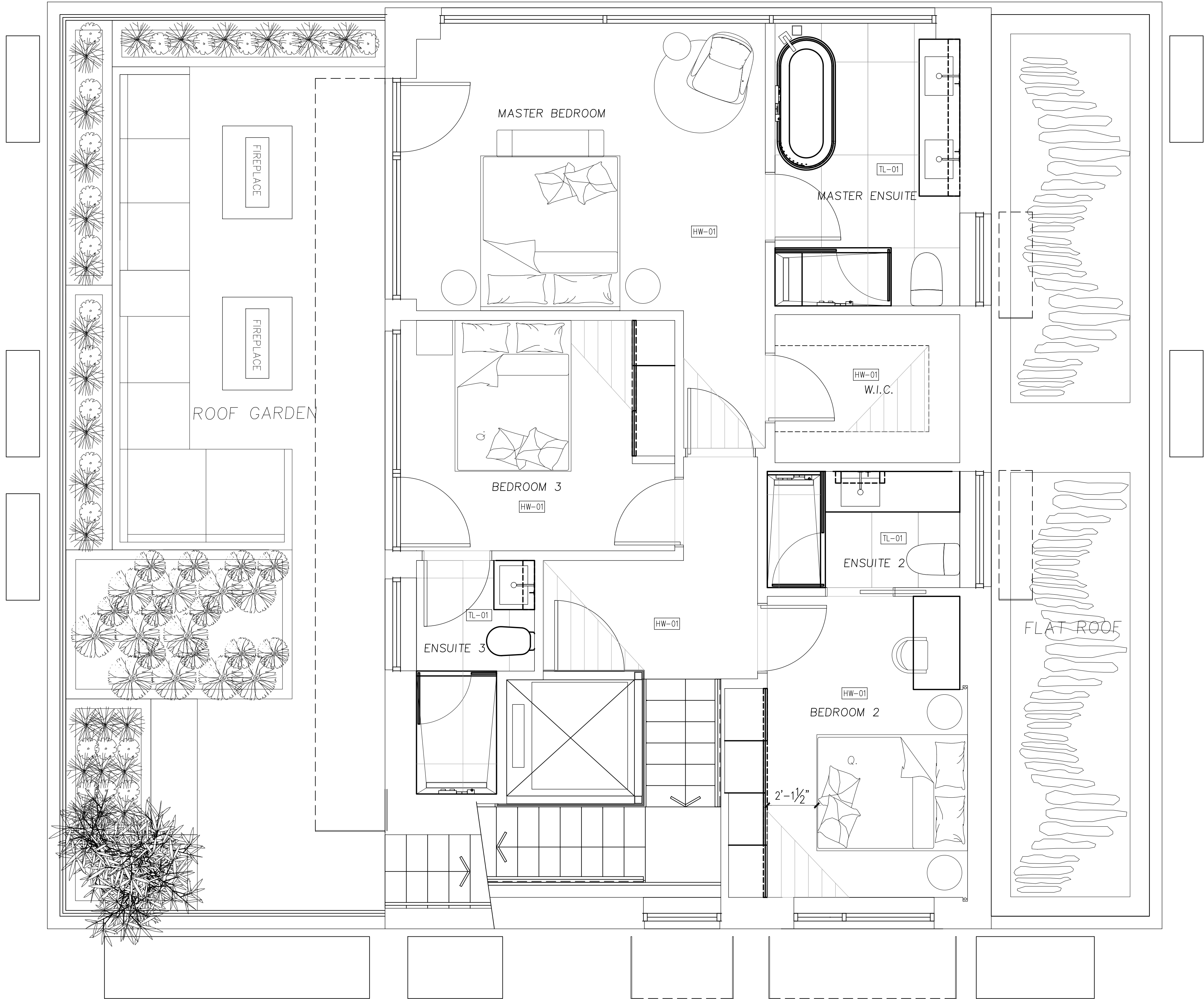
PROJECT:

PROJECT NO.:	
--------------	--

CONTACT:

—	
SCALE:	DRAWING NO.:

DATE:	10-1-00
-------	---------



ITEM	DESCRIPTION	DATE

1. All design concepts, drawings, specifications, millwork and details drawn or represented herein are the property of Angela Turon JJ and no part of the same shall be reproduced, copied, disclosed or used in any manner other than for the specific project shown without the written consent of the designer.
2. All work shall conform with local and Provincial Building Code latest edition.
3. All dimensions and conditions shall be verified on site and any discrepancies shall be reported to the designer for clarification before proceeding with construction.

DRAWING TITLE:  
FURNITURE & FINISHES PLAN  
– 3RD FLOOR

PROJECT:


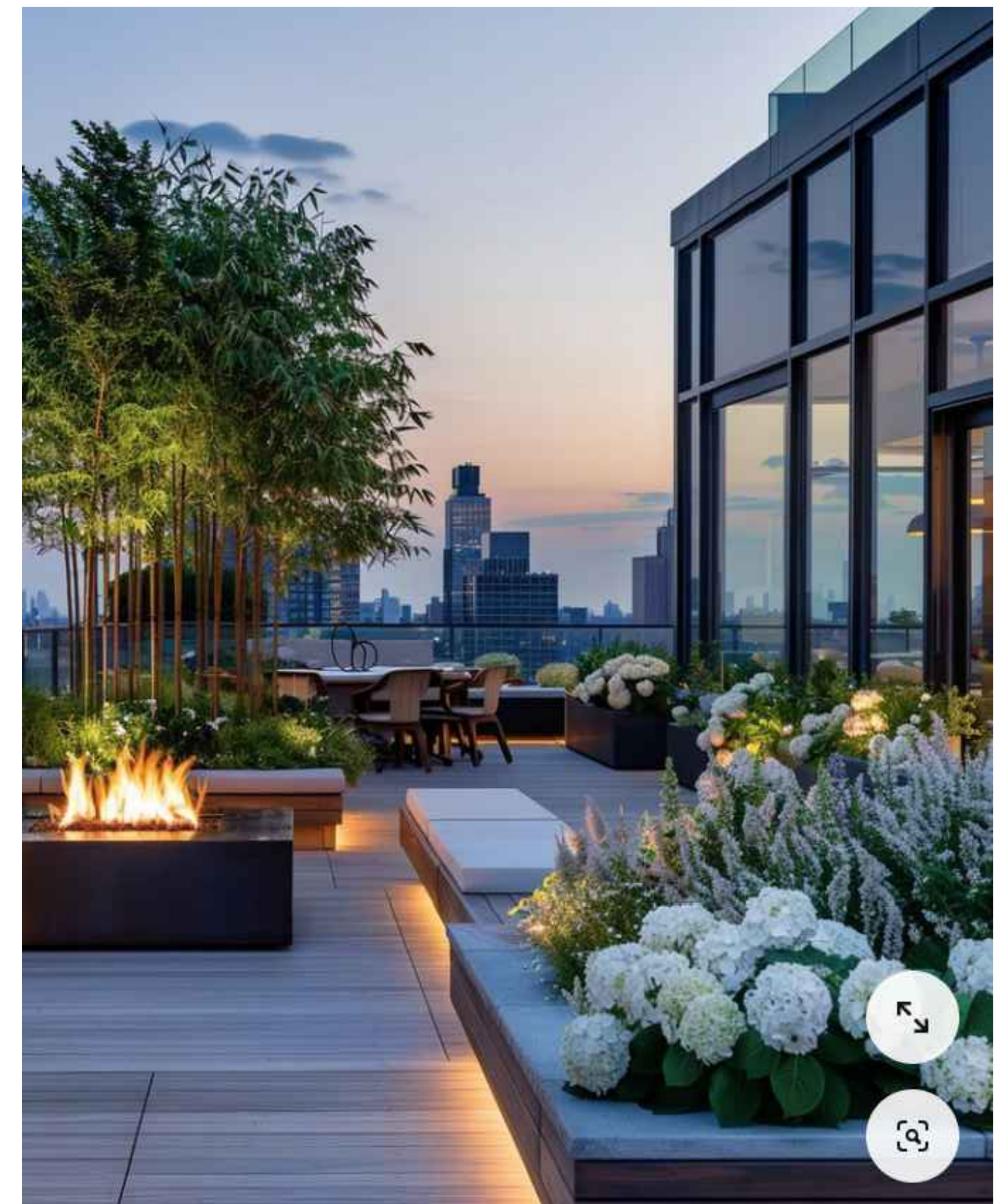

PROJECT NO.:

CONTACT:

SCALE:

DRAWING NO.:






1. All design concepts, drawings, specifications, millwork and details drawn or represented herein are the property of Angela Yuran Ji and no part of the same shall be reproduced, copied, disclosed or used in any manner other than for the specific project shown without the written consent of the designer.
2. All work shall conform with local and Provincial Building Code latest edition.
3. All dimensions and conditions shall be verified on site and any discrepancies shall be reported to the designer for clarification before proceeding with construction.

# ROOFTOP GARDEN REFERENCE

PROJECT NO.:

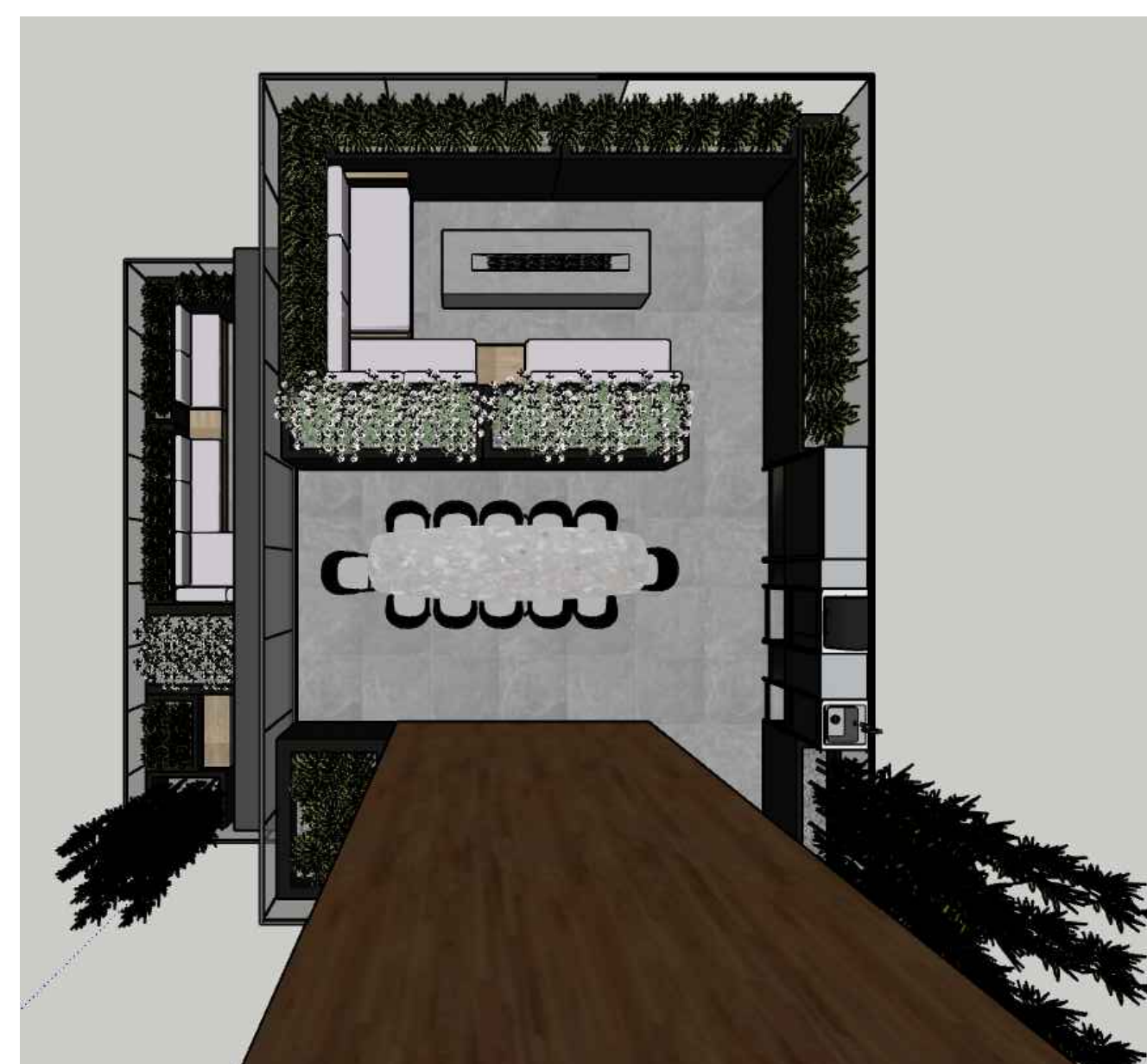

CONTACT:

SCALE:

DRAWING NO.:

DATE: 0000/00/00



[illegible]

ITEM	DESCRIPTION	DATE
1.	All design concepts, drawings, specifications, millwork and details drawn or represented here are the property of Angela Yuran Ji and no part of the same shall be reproduced, copied, disseminated or used in any manner other than for the specific project shown without the written consent of the designer.	
2.	All work shall conform with local and Provincial Building Code latest edition.	
3.	All dimensions and conditions shall be verified on site and any discrepancies shall be reported to the designer for clarification before proceeding with construction.	

DRAWING TITLE:

ROOFTOP GARDEN MODEL VIEW

PROJECT:

PROJECT NO
------------


CONTACT:

SCALE:

	DRAWING NO.:
--	--------------

DATE:  
0000/00/00





COPYRIGHT RESERVED


ITEM	DESCRIPTION	DATE
1. All design concepts, drawings, specifications, millwork and details drawn or represented herein are the property of Angelo Tironi and no part of the same shall be reproduced, copied, disclosed or used in any manner other than for the specific project shown without the written consent of the designer.		
2. All work shall conform with local and Provincial Building Code latest edition.		
3. All dimensions and conditions shall be verified on site and any discrepancies shall be reported to the designer for clarification before proceeding with construction.		

DRAWING TITLE:  
DRIVEWAY MODEL VIEW

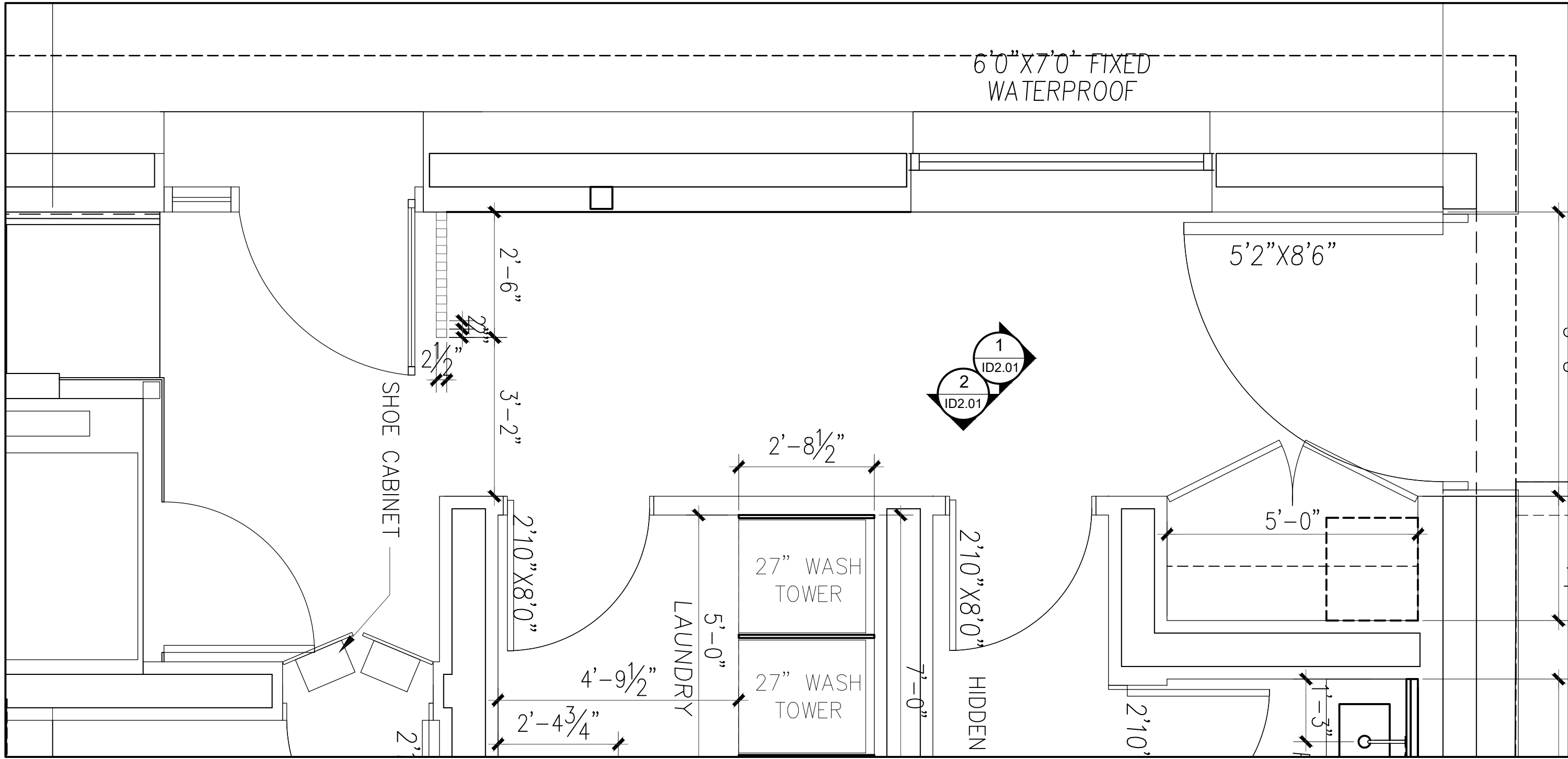
PROJECT NO.:  
-

CONTACT:  
-

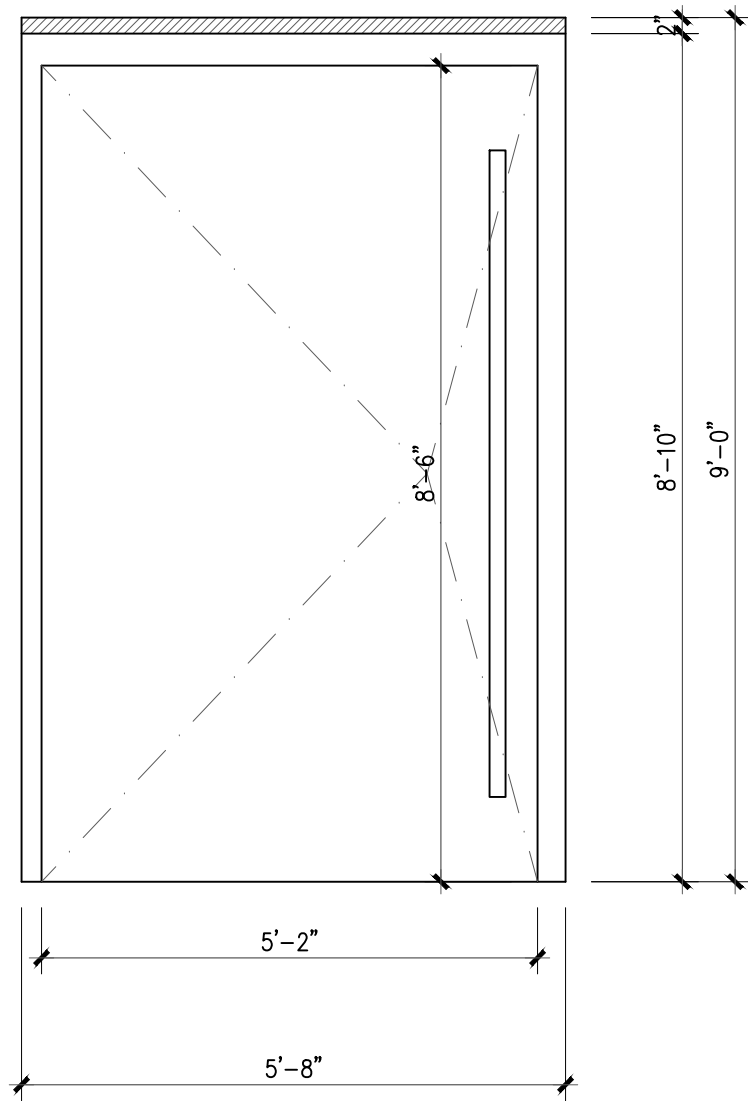
SCALE: DRAWING NO.:

DATE:  
0000/00/00

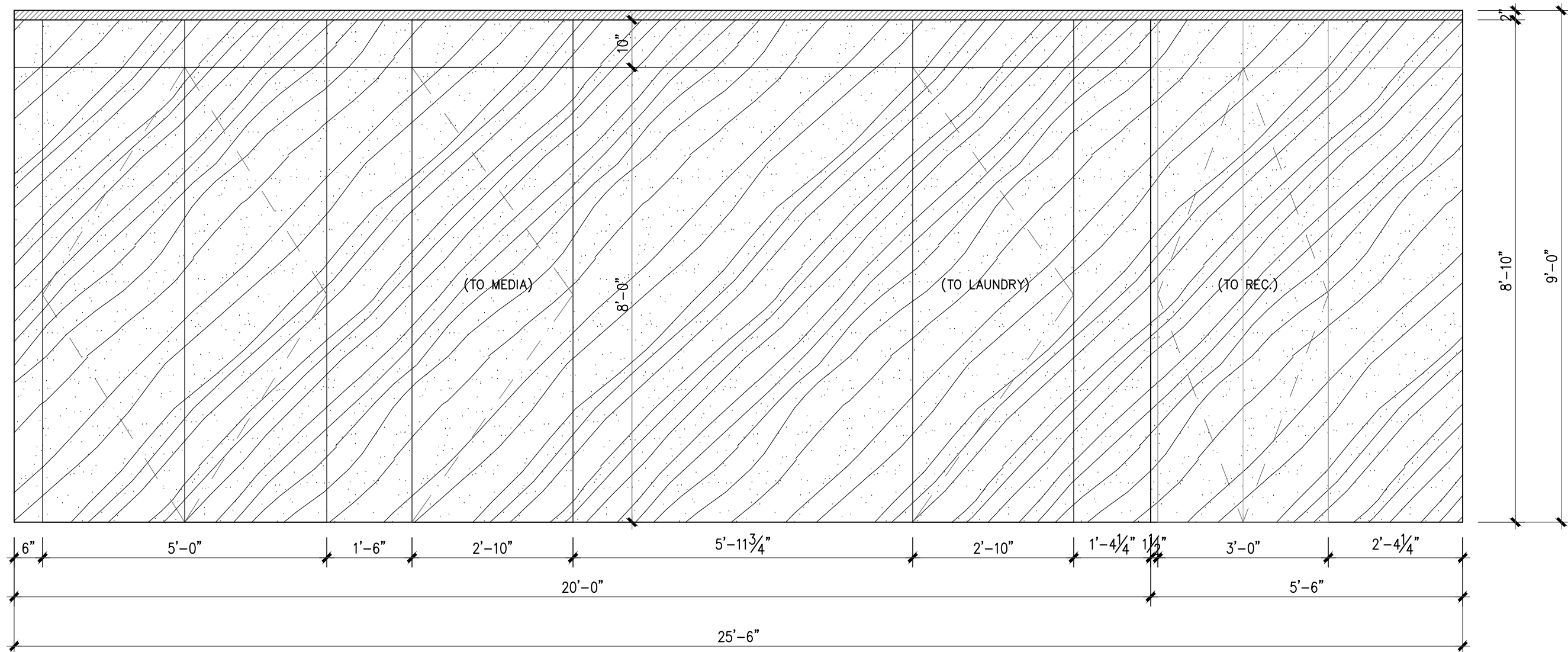




PLAN — ENTRY HALLWAY  
Scale: 1/2" = 1'-0"



1 ELEVATION — ENTRY HALLWAY  
Scale: 1/2" = 1'-0"



2 ELEVATION — ENTRY HALLWAY  
Scale: 1/2" = 1'-0"

ITEM	DESCRIPTION	DATE
------	-------------	------

1. All design concepts, drawings, specifications, millwork and details drawn or represented herein are the property of Angelo Tironi and no part of the same shall be reproduced, copied, disclosed or used in any manner other than for the specific project shown without the written consent of the designer.
2. All work shall conform with local and Provincial Building Code latest edition.
3. All dimensions and conditions shall be verified on site and any discrepancies shall be reported to the designer for clarification before proceeding with construction.

DRAWING TITLE:

PROJECT NO.:

CONTACT:

SCALE:

DATE:

0000/00/00

DRAWING NO.:

ID2.01





COPYRIGHT RESERVED


ITEM	DESCRIPTION	DATE
1. All design concepts, drawings, specifications, millwork and details drawn or represented herein are the property of Angelo Tironi and no part of the same shall be reproduced, copied, disclosed or used in any manner other than for the specific project shown without the written consent of the designer.		
2. All work shall conform with local and Provincial Building Code latest edition.		
3. All dimensions and conditions shall be verified on site and any discrepancies shall be reported to the designer for clarification before proceeding with construction.		

DRAWING TITLE:

MODEL VIEW 1

PROJECT:

PROJECT NO.:

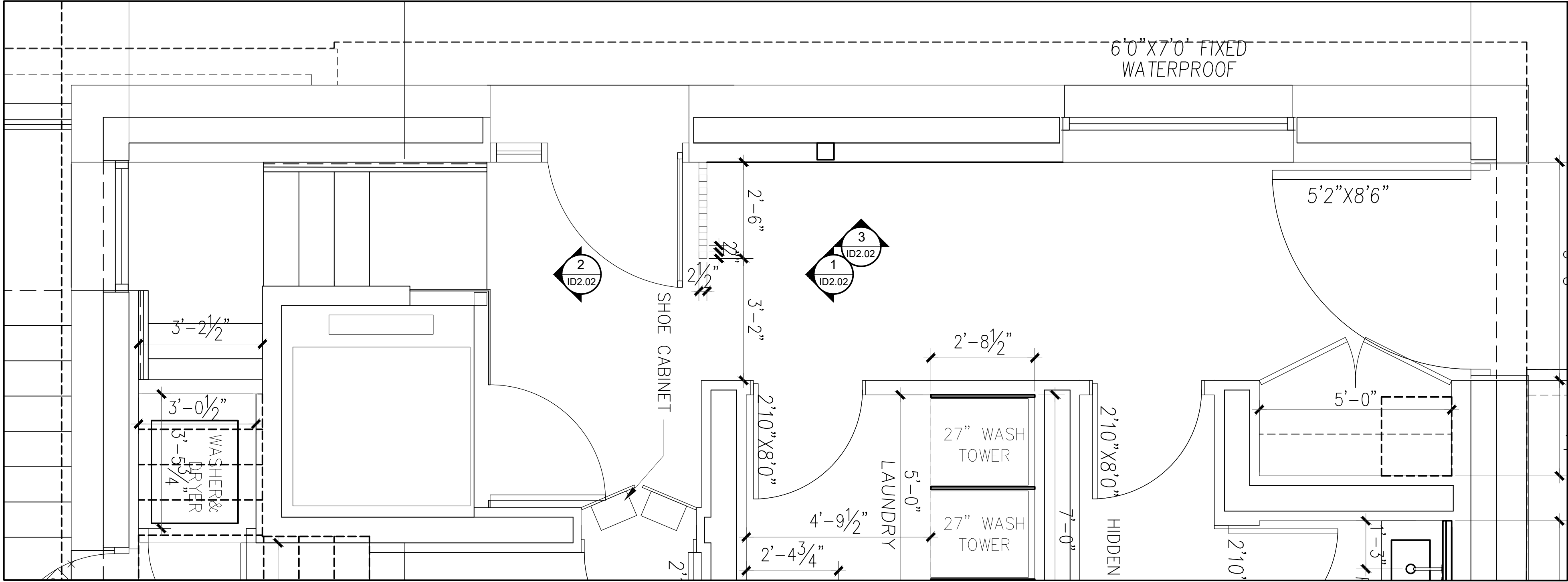
CONTACT:

SCALE:

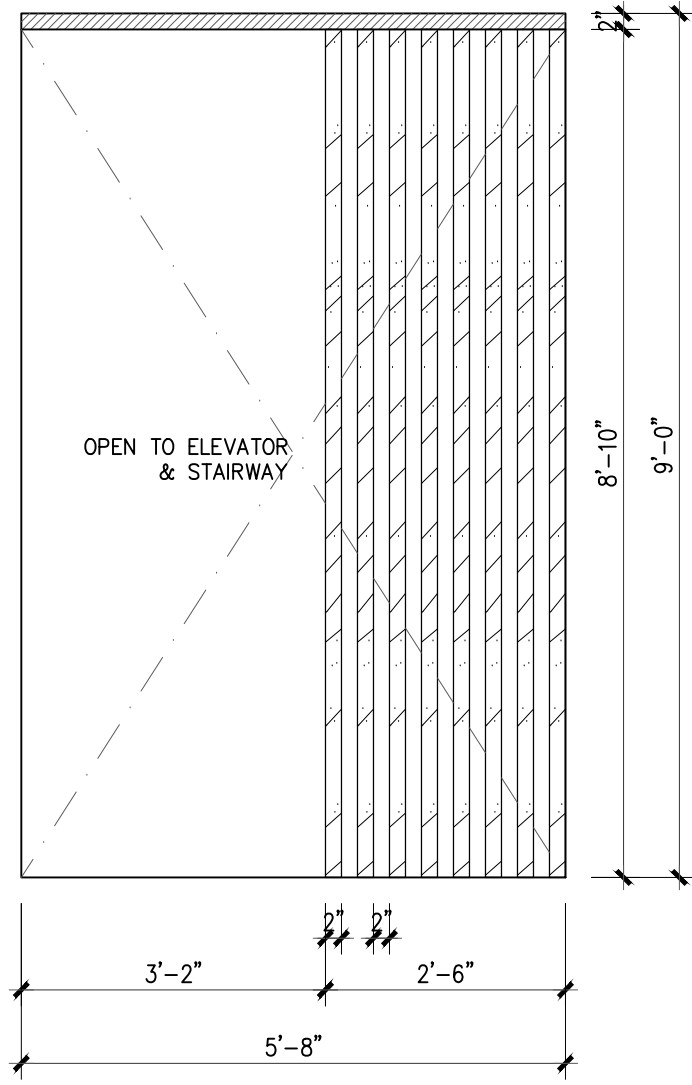
DRAWING NO.:

DATE:

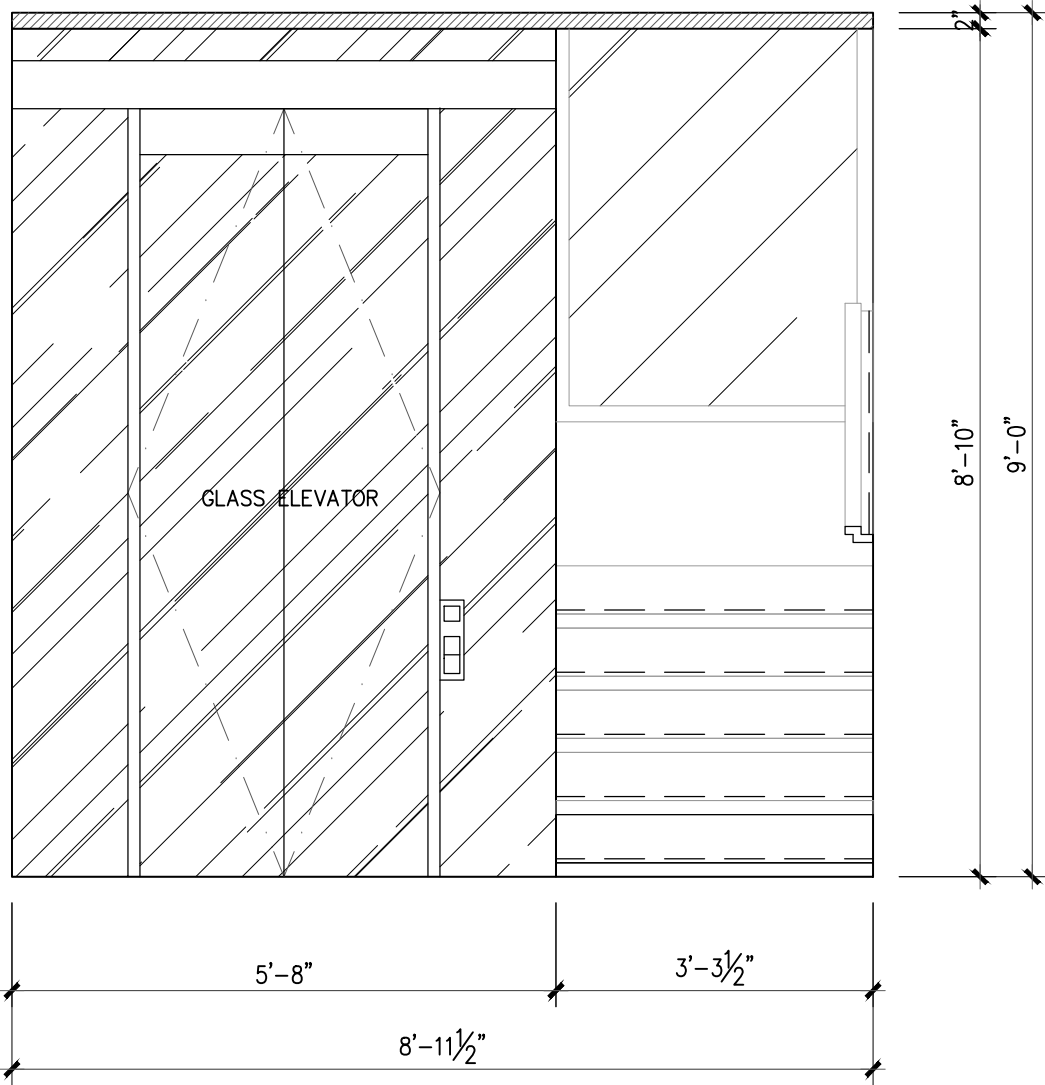
0000/00/00



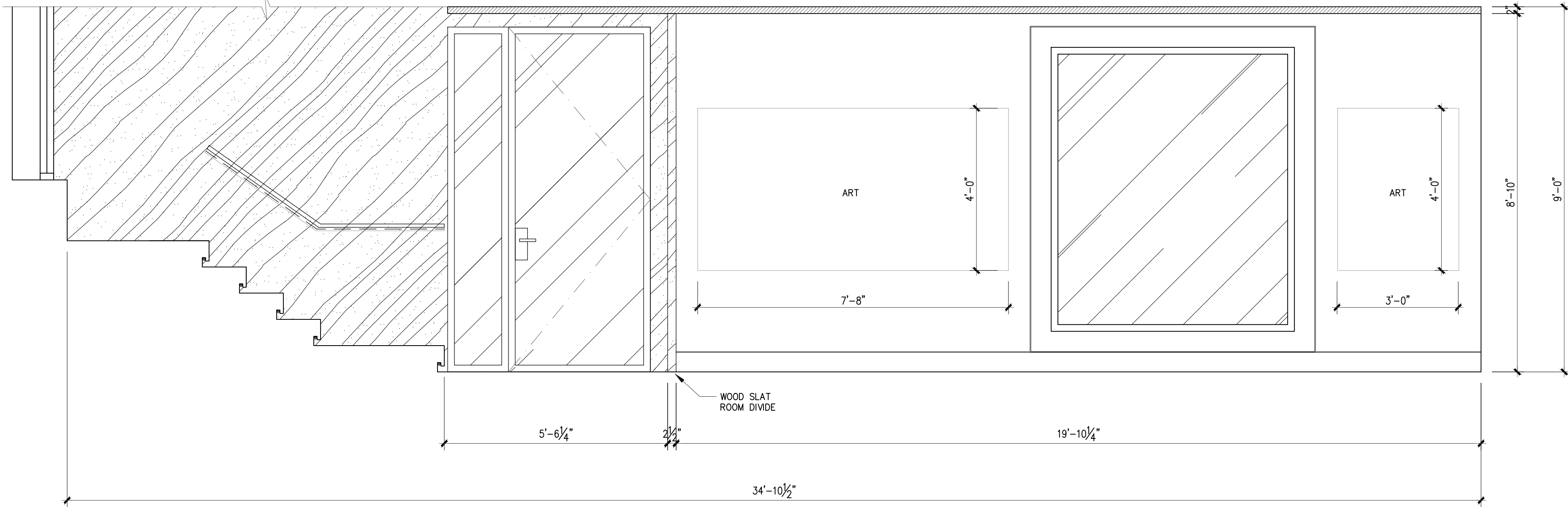
PLAN — ENTRY HALLWAY  
ID1.00 Scale: 1/2" = 1'-0"



1 ELEVATION — ENTRY HALLWAY  
ID1.00 Scale: 1/2" = 1'-0"



2 ELEVATION — ENTRY HALLWAY  
ID1.00 Scale: 1/2" = 1'-0"



3 ELEVATION — ENTRY HALLWAY  
ID1.00 Scale: 1/2" = 1'-0"

ITEM	DESCRIPTION	DATE
1.	All design concepts, drawings, specifications, millwork and details drawn or represented herein are the property of Angelo Taroni and no part of the same shall be reproduced, copied, disclosed or used in any manner other than for the specific project shown without the written consent of the designer.	
2.	All work shall conform with local and Provincial Building Code latest edition.	
3.	All dimensions and conditions shall be verified on site and any discrepancies shall be reported to the designer for clarification before proceeding with construction.	

DRAWING TITLE:

PROJECT NO.:

CONTACT:

SCALE:


DATE:  
0000/00/00

PROJECT:

DRAWING NO.:

ID2.02





COPYRIGHT RESERVED

[illegible]

ITEM	DESCRIPTION	DATE
1.	All design concepts, drawings, specifications, millwork and details drawn or represented herein are the property of Angela Yuran Ji and no part of the same shall be reproduced, copied, disclosed or used in any manner other than for the specific project shown without the written consent of the designer.	
2.	All work shall conform with local and Provincial Building Code latest edition.	
3.	All dimensions and conditions shall be verified on site and any discrepancies shall be reported to the designer for clarification before proceeding with construction.	

DRAWING TITLE:

MODEL VIEW 2

PROJECT NO.:

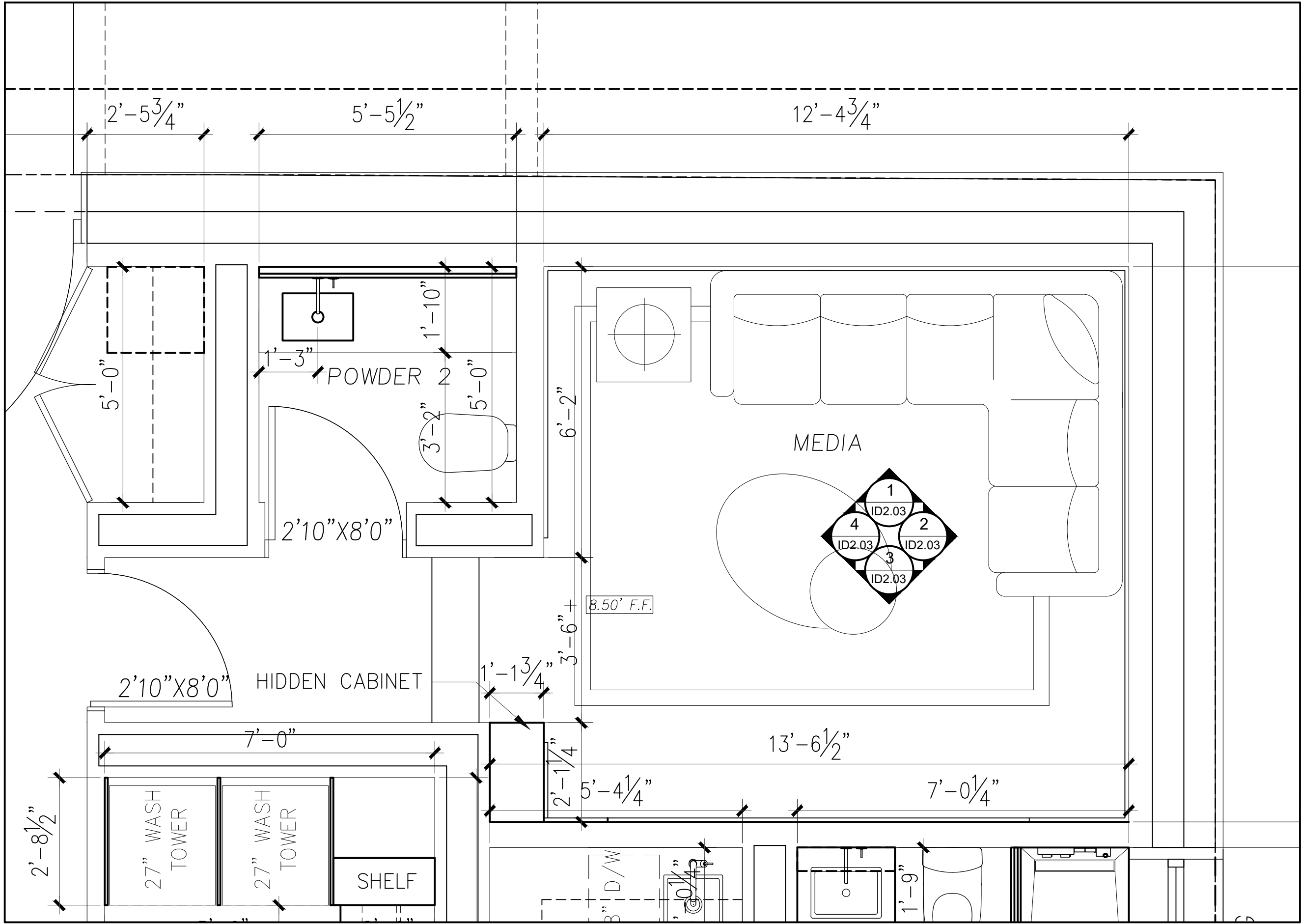
CONTACT:

SCALE:

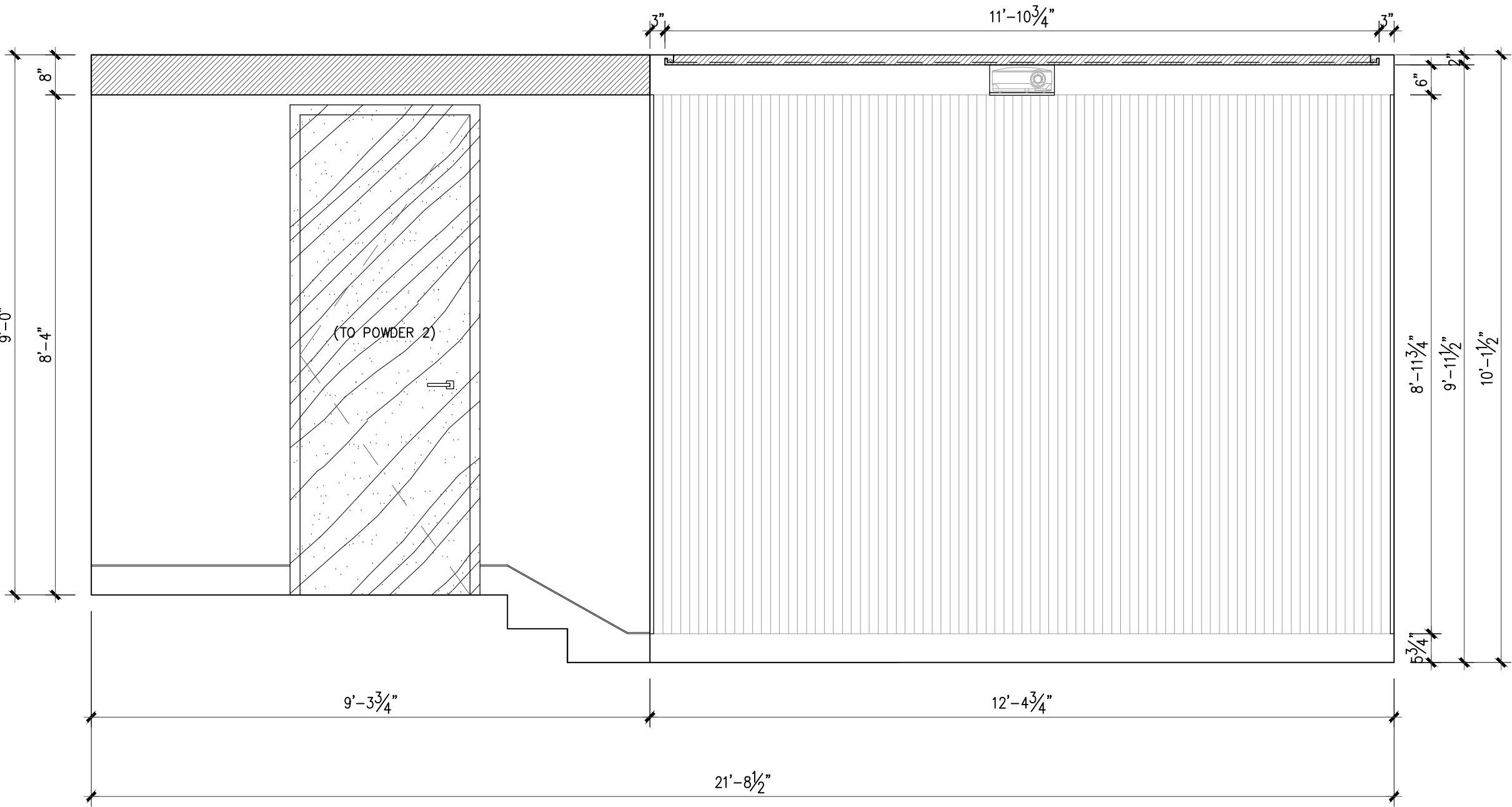
DRAWING NO.:

DATE:  
0000/00/00

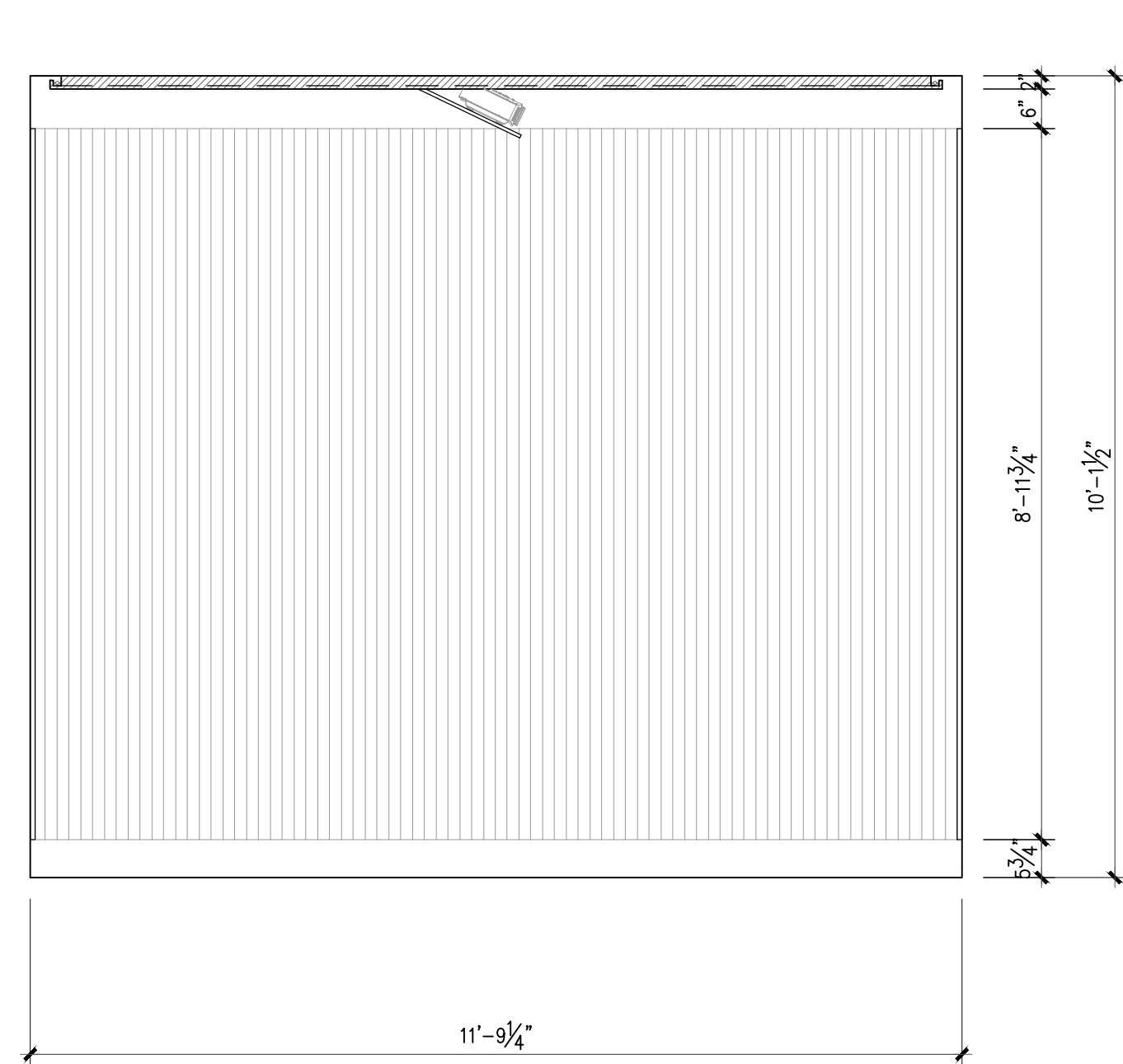




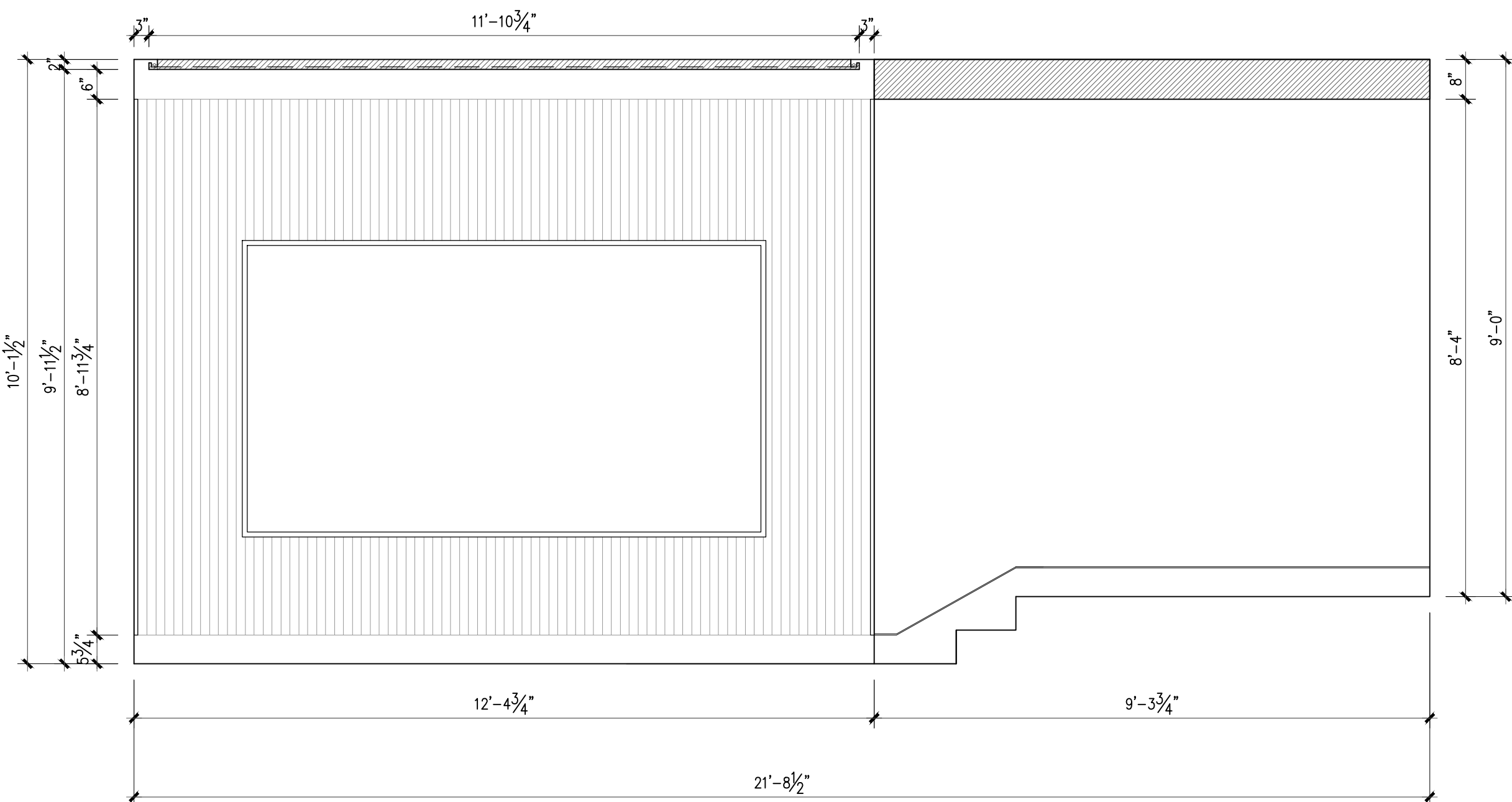
PLAN — MEDIA  
Scale: 1/2" = 1'-0"



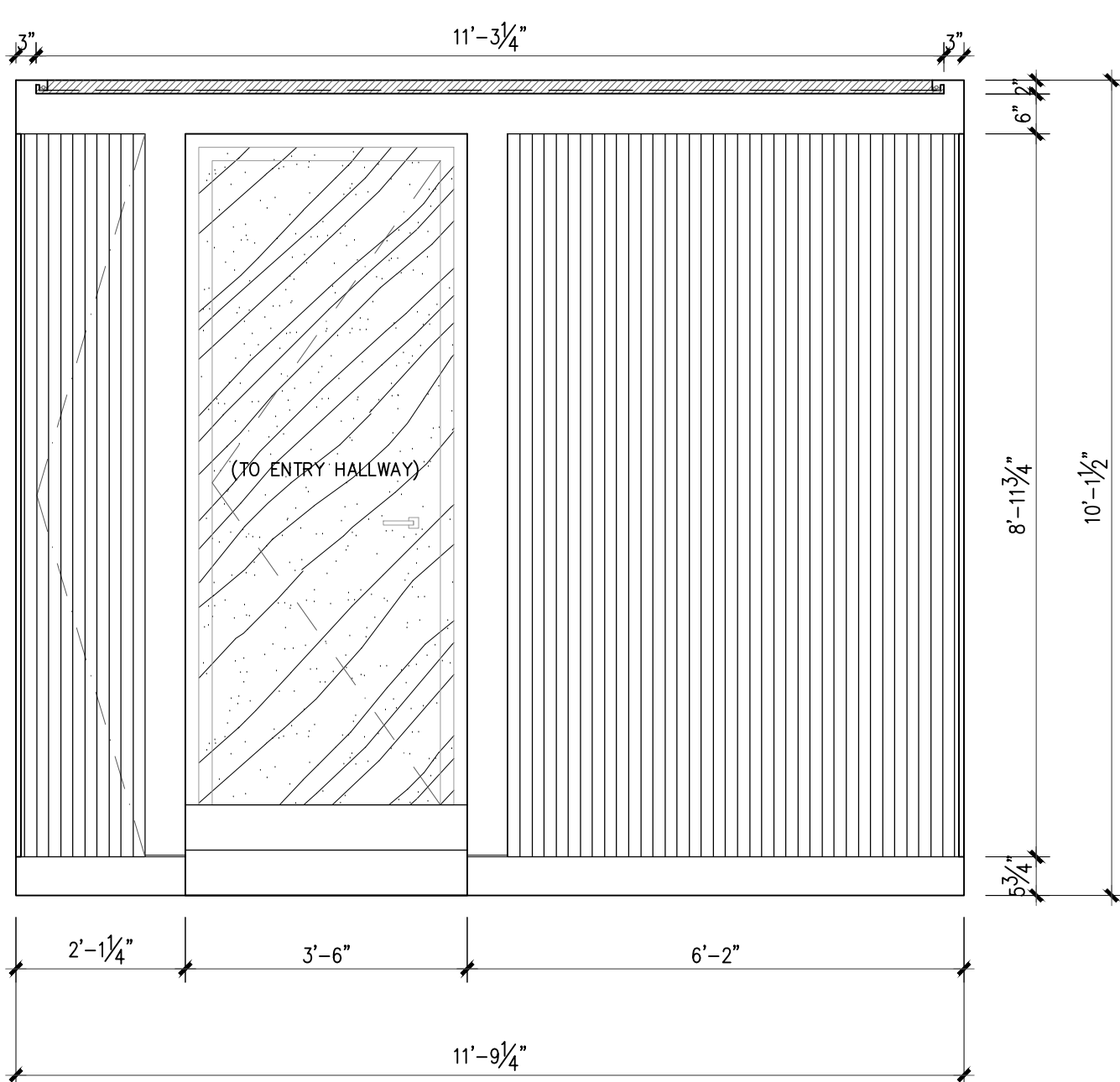
1 ELEVATION — MEDIA  
Scale: 1/2" = 1'-0"



2 ELEVATION — MEDIA  
Scale: 1/2" = 1'-0"



3 ELEVATION — MEDIA  
Scale: 1/2" = 1'-0"



4 ELEVATION — MEDIA  
Scale: 1/2" = 1'-0"

ITEM	DESCRIPTION	DATE
------	-------------	------

1. All design concepts, drawings, specifications, millwork and details drawn or represented herein are the property of Angelo Tironi and no part of the same shall be reproduced, copied, disclosed or used in any manner other than for the specific project shown without the written consent of the designer.
2. All work shall conform with local and Provincial Building Code latest edition.
3. All dimensions and conditions shall be verified on site and any discrepancies shall be reported to the designer for clarification before proceeding with construction.

DRAWING TITLE:

PROJECT NO.:

CONTACT:

SCALE:

DATE:



0000/00/00

PROJECT:

DRAWING NO.:

ID2.03



[illegible]

ITEM	DESCRIPTION	DATE
1.	All design concepts, drawings, specifications, millwork and details drawn or represented herein are the property of Angela Yurion, LLC and no part of the same shall be reproduced, copied, disclosed or used in any manner other than for the specific project shown without the written consent of the designer.	
2.	All work shall conform with local and Provincial Building Code latest edition.	
3.	All dimensions and conditions shall be verified on site and any discrepancies shall be reported to the designer for clarification before proceeding with construction.	

.....

MODEL VIEW 3

SUBJECT:

PROJECT NO.:

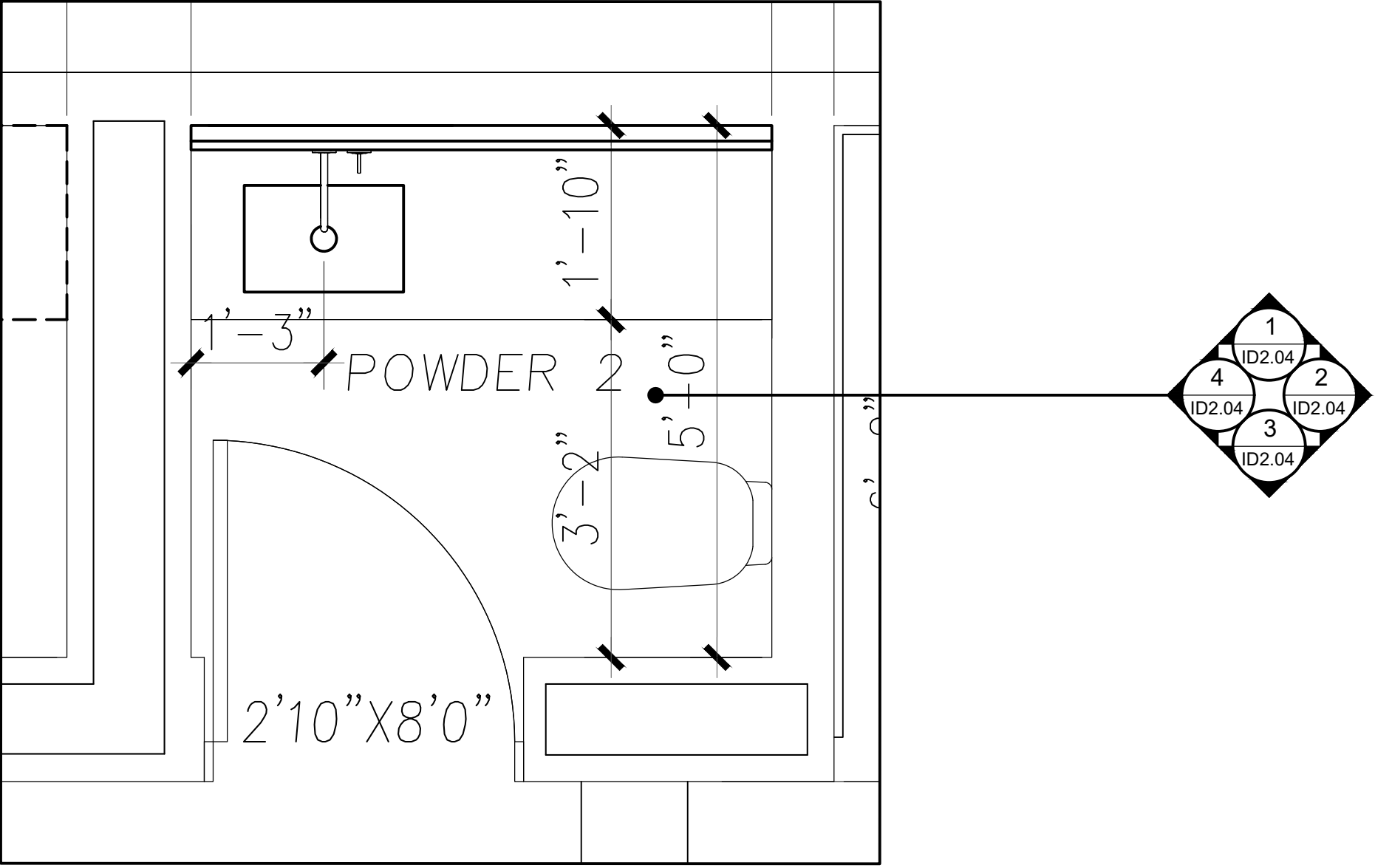
CONTACT:

SCALE:

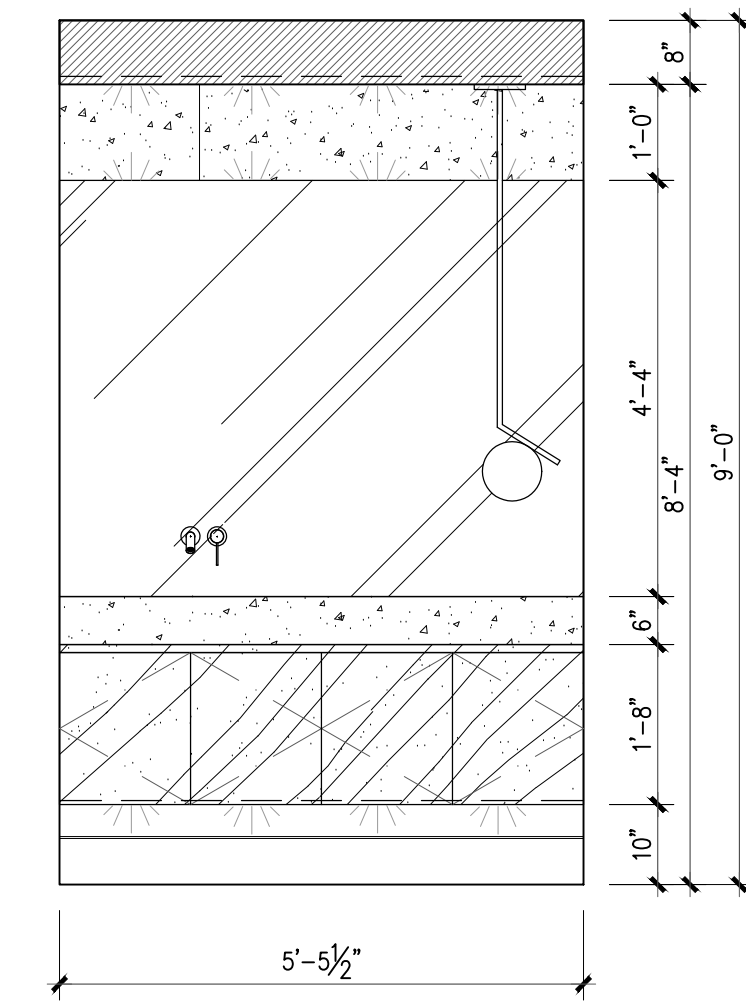
DRAWING NO.:
--------------

DATE:  
0000/00/00

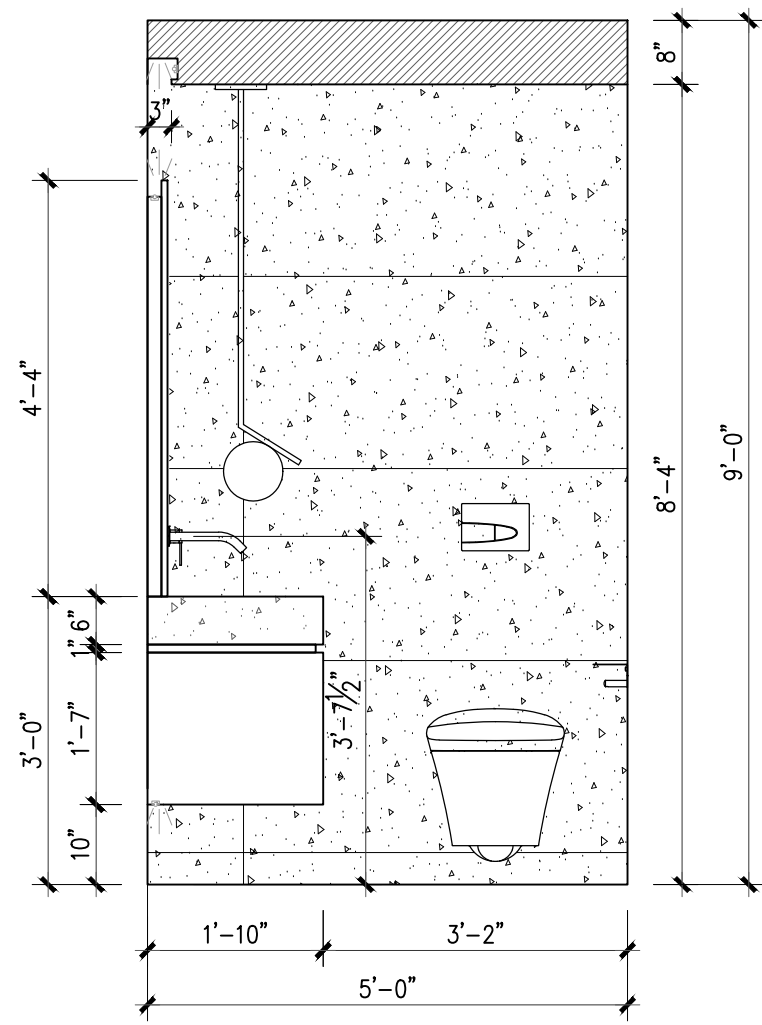




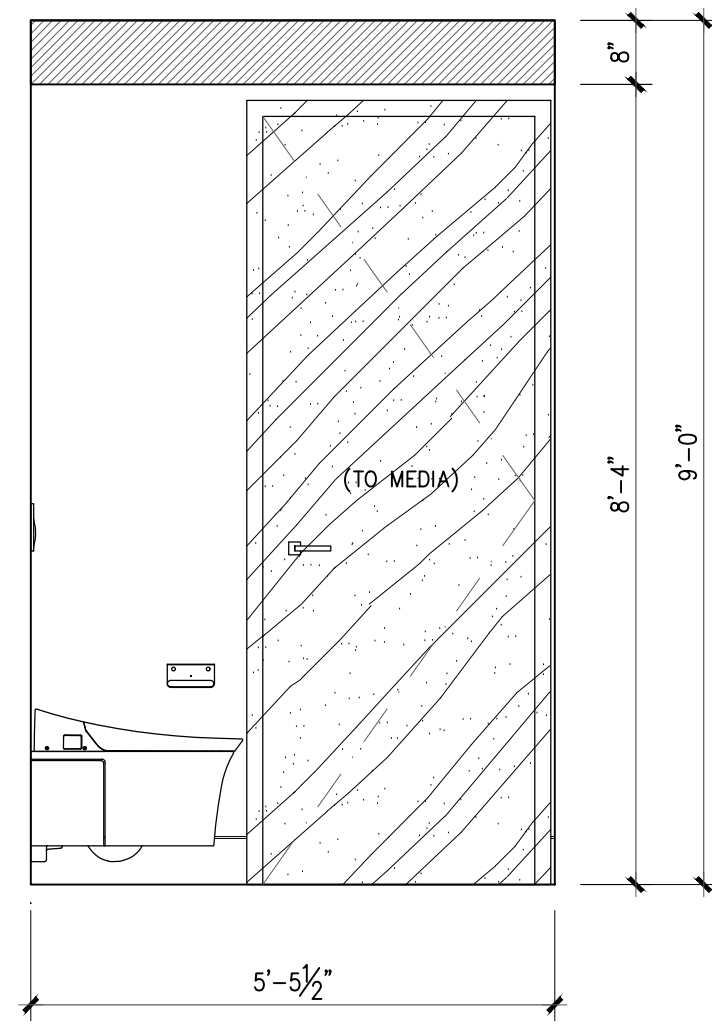
PLAN — POWDER 2  
ID1.00 Scale: 3/4" = 1'-0"



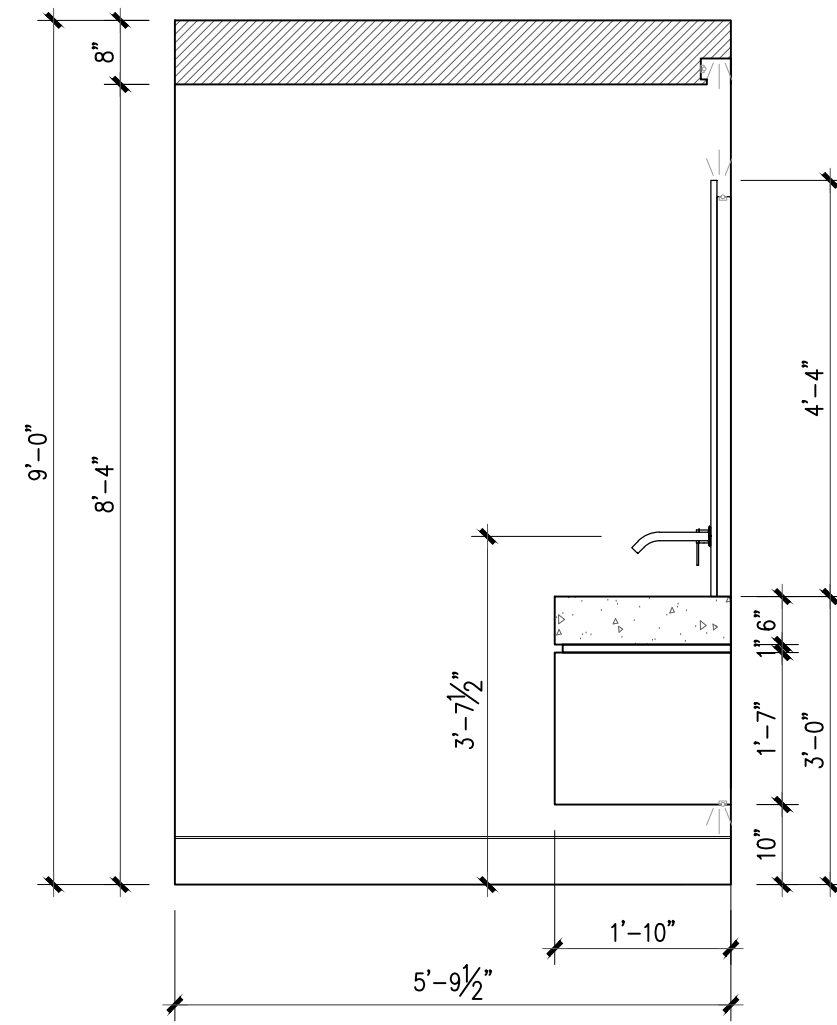
1 ELEVATION — POWDER 2  
ID1.00 Scale: 1/2" = 1'-0"



2 ELEVATION — POWDER 2  
ID1.00 Scale: 1/2" = 1'-0"



3 ELEVATION — POWDER 2  
ID1.00 Scale: 1/2" = 1'-0"



4 ELEVATION — POWDER 2  
ID1.00 Scale: 1/2" = 1'-0"

ITEM	DESCRIPTION	DATE
------	-------------	------

1. All design concepts, drawings, specifications, millwork and details drawn or represented herein are the property of Angelo Turon JI and no part of the same shall be reproduced, copied, disclosed or used in any manner other than for the specific project shown without the written consent of the designer.  
2. All work shall conform with local and Provincial Building Code latest edition.  
3. All dimensions and conditions shall be verified on site and any discrepancies shall be reported to the designer for clarification before proceeding with construction.

DRAWING TITLE:

PROJECT:

PROJECT NO.:

CONTACT:





SCALE:

DRAWING NO.:

DATE:  
0000/00/00

ID2.04



[illegible]

ITEM	DESCRIPTION	DATE
1.	All design concepts, drawings, specifications, millwork and details drawn or represented herein are the property of Angelo Yuran JI and no part of the same shall be reproduced, copied, disseminated or used in any manner other than for the specific project shown without the written consent of the designer.	
2.	All work shall conform with local and Provincial Building Code latest edition.	
3.	All dimensions and conditions shall be verified on site and any discrepancies shall be reported to the designer for verification before proceeding with construction.	

DRAWING TITLE:

MODEL VIEW 4

PROJECT:

PROJECT NO.:

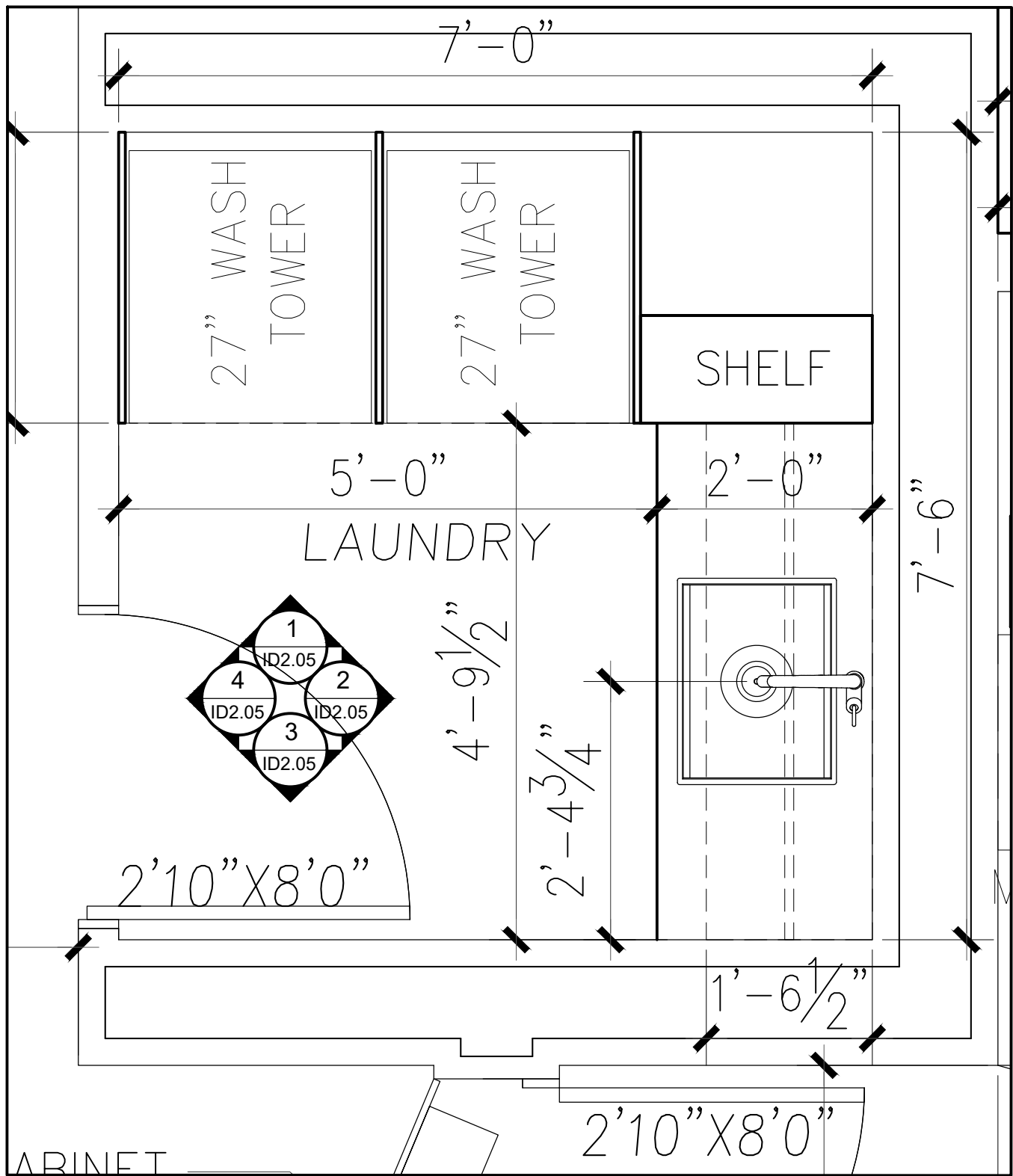
CONTACT:

SCALE:

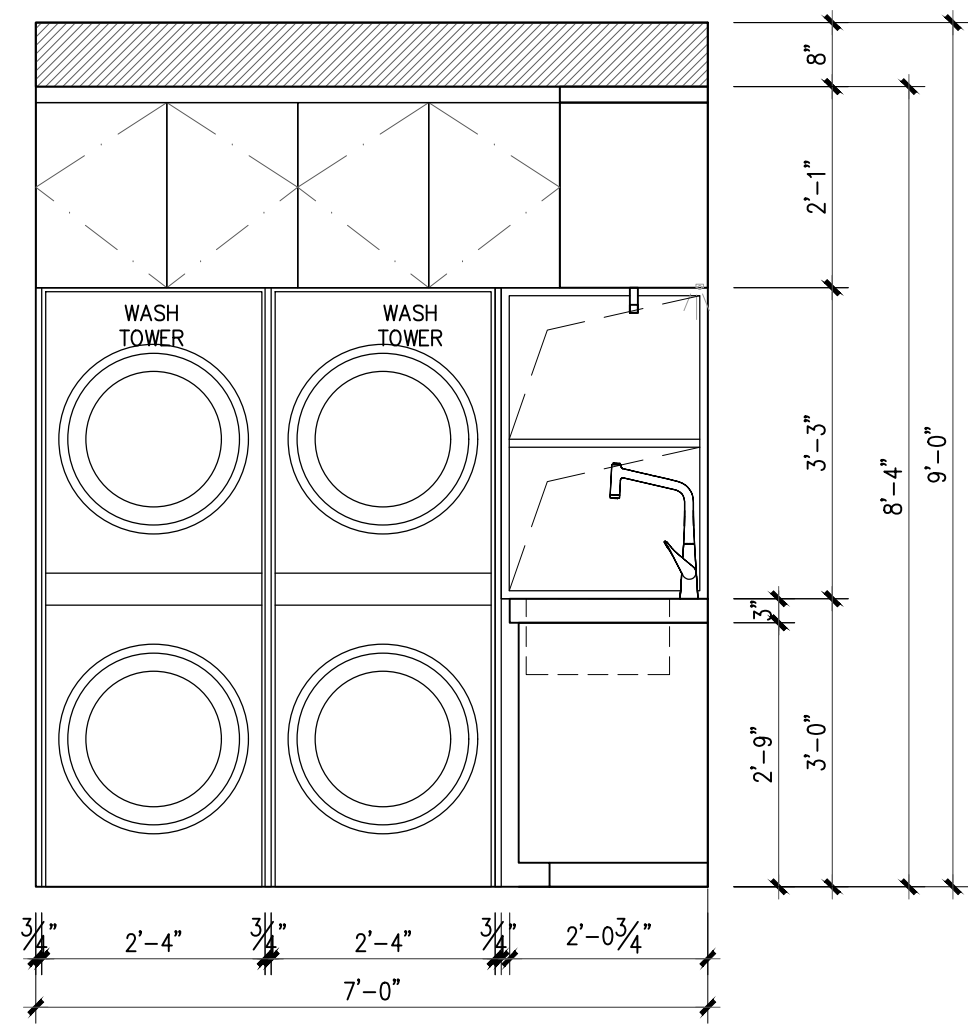
DRAWING NO.:	
--------------	--

DATE:  
0000/00/00

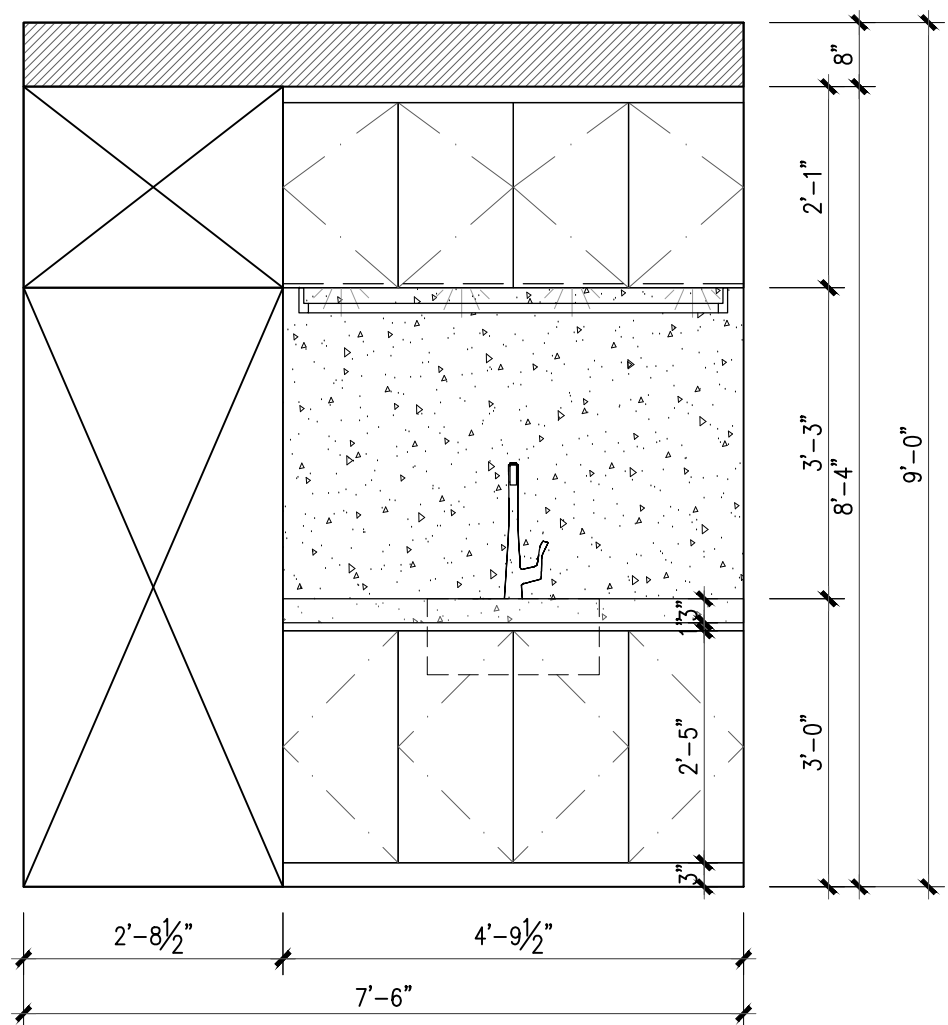




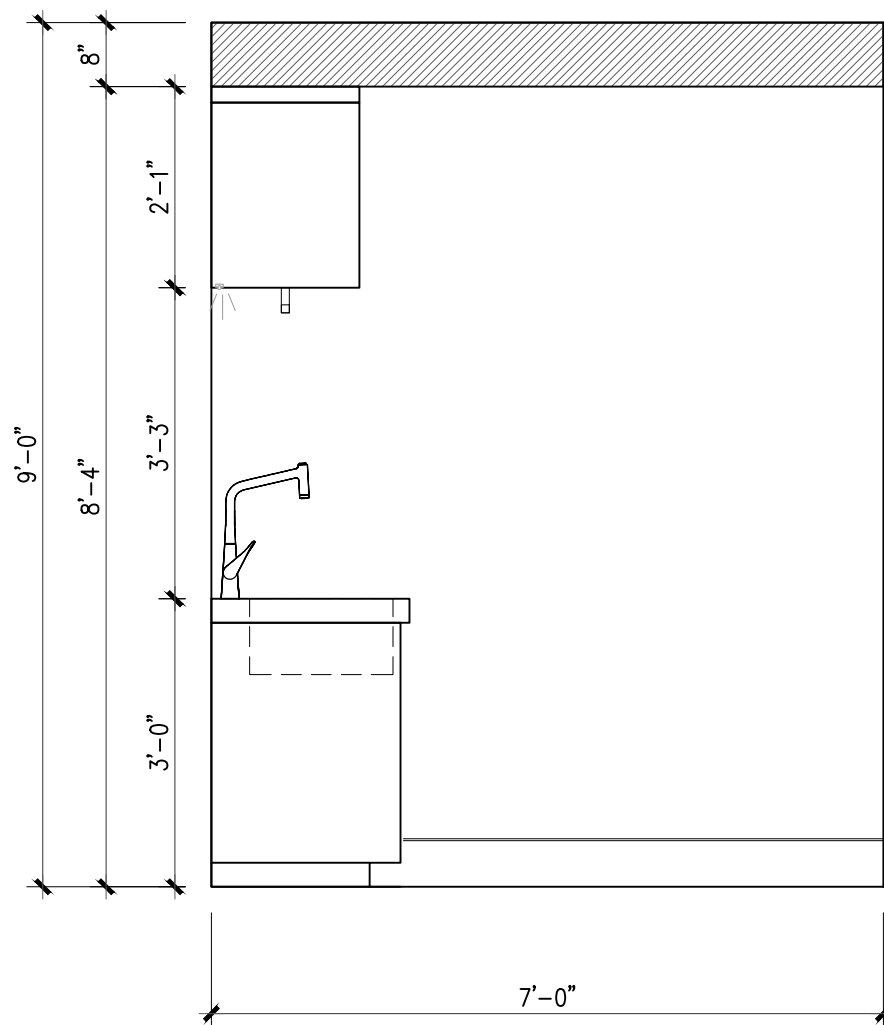
— PLAN — LAUNDRY  
ID1.00 Scale: 3/4" = 1'-0"



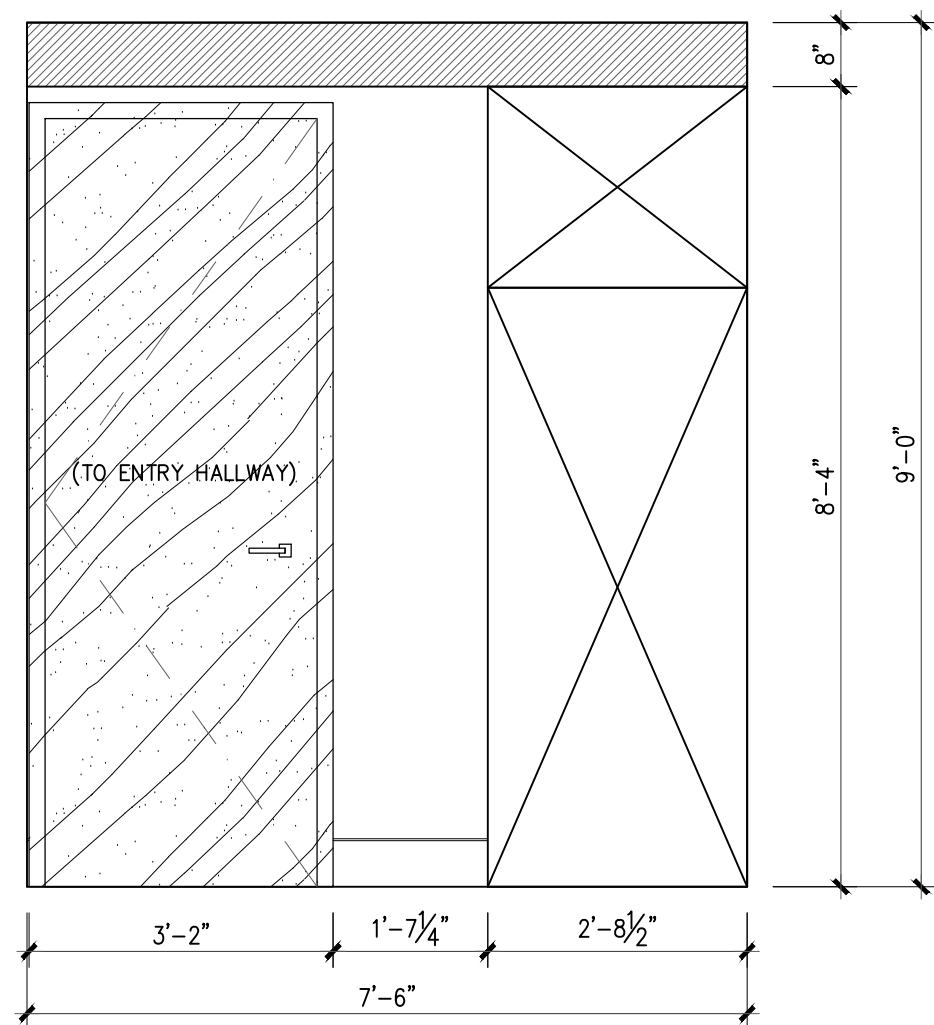
1 ELEVATION — LAUNDRY  
ID1.00 Scale: 1/2" = 1'-0"



2 ELEVATION — LAUNDRY  
ID1.00 Scale: 1/2" = 1'-0"



3 ELEVATION — LAUNDRY  
ID1.00 Scale: 1/2" = 1'-0"



4 ELEVATION — LAUNDRY  
ID1.00 Scale: 1/2" = 1'-0"

ITEM	DESCRIPTION	DATE
1.	All design concepts, drawings, specifications, millwork and details drawn or represented herein are the property of Angelo Turon JI and no part of the same shall be reproduced, copied, disclosed or used in any manner other than for the specific project shown without the written consent of the designer.	
2.	All work shall conform with local and Provincial Building Code latest edition.	
3.	All dimensions and conditions shall be verified on site and any discrepancies shall be reported to the designer for clarification before proceeding with construction.	

DRAWING TITLE:

PROJECT NO.:

CONTACT:

SCALE:

DATE:  
0000/00/00

DRAWING NO.:

ID2.05



COPYRIGHT RESERVED


ITEM	DESCRIPTION	DATE
1.	All design concepts, drawings, specifications, millwork and details drawn or represented herein are the property of Angela Yuran Ji and no part of the same shall be reproduced, copied, disclosed or used in any manner other than for the specific project shown without the written consent of the designer.	
2.	All work shall conform with local and Provincial Building Code latest edition.	
3.	All dimensions and conditions shall be verified on site and any discrepancies shall be reported to the designer for clarification before proceeding with construction.	

DRAWING TITLE:

MODEL VIEW 5

PROJECT NO.:

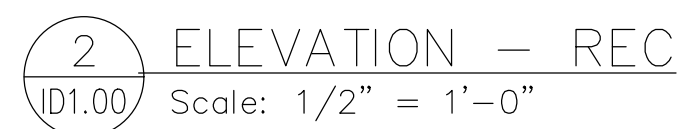
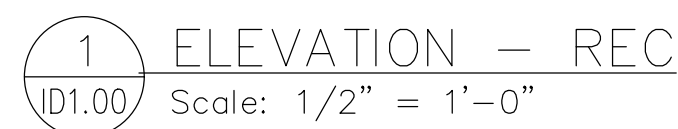
CONTACT:


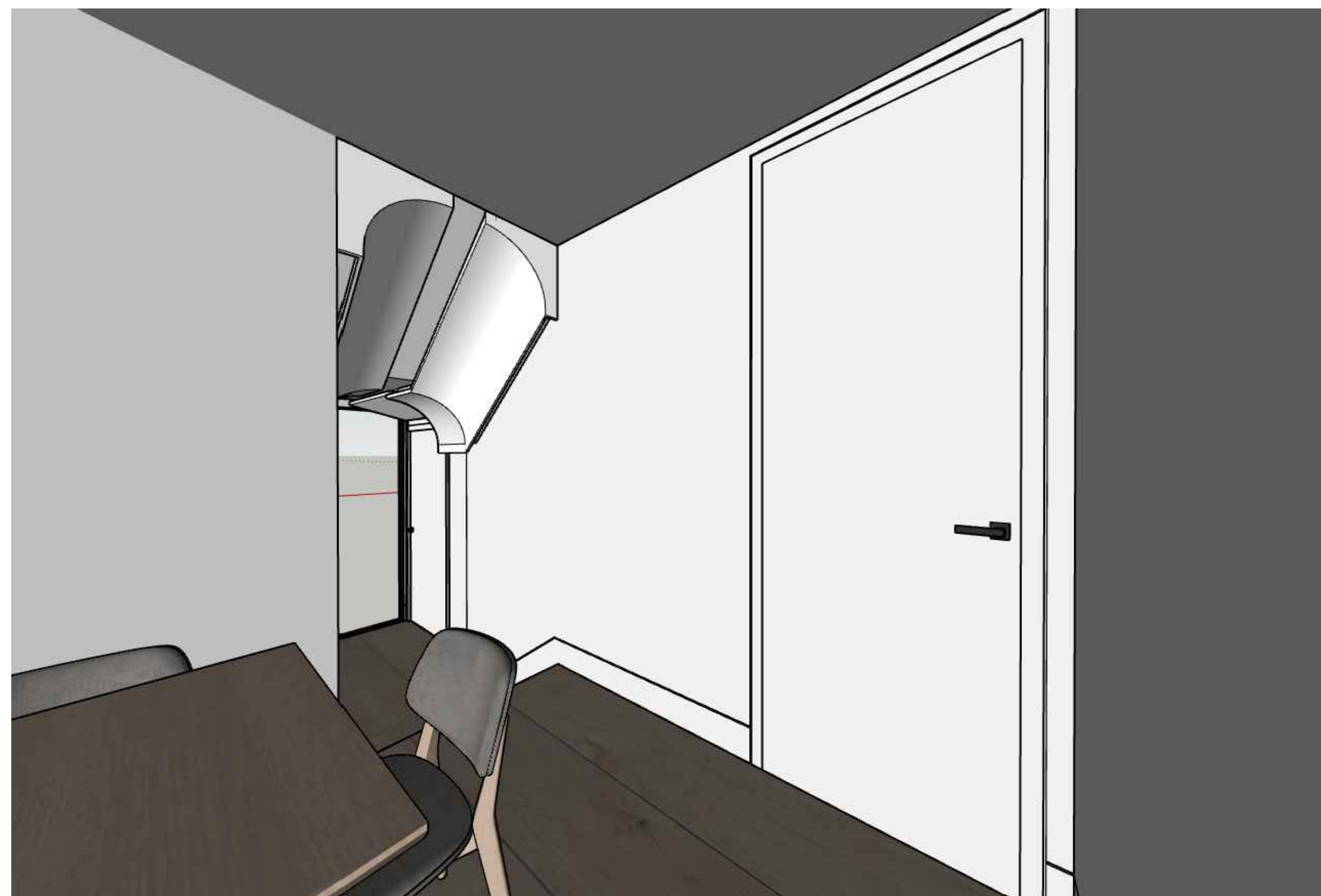
SCALE:

DRAWING NO.:

DATE:  
0000/00/00





[illegible]

ITEM	DESCRIPTION	DATE
1.	All design concepts, drawings, specifications, millwork and details drawn or represented here are the property of Angela Yuran Ji, and no part of the same shall be reproduced, copied, sold or used in any manner other than for the specific project shown without the written consent of the designer.	
2.	All work shall conform with local and Provincial Building Code latest edition.	
3.	All dimensions and conditions shall be verified on site and any discrepancies shall be reported to the designer for clarification before proceeding with construction.	

.....

MODEL VIEW 6

SUBJECT:

PROJECT NO.:

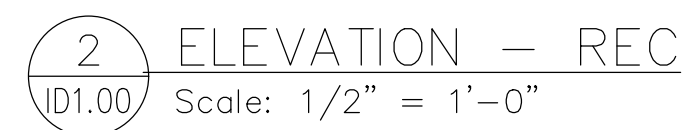
CONTACT:

SCALE:

DRAWING NO.:
--------------

DATE:  
0000/00/00

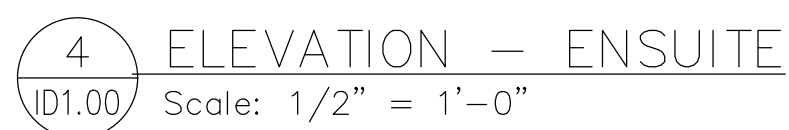
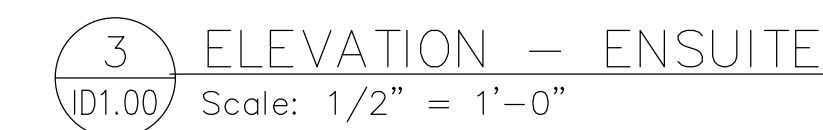
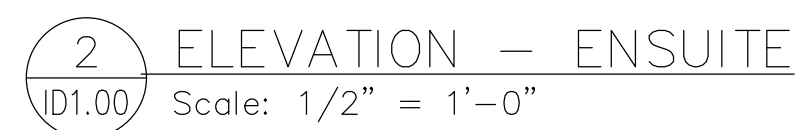
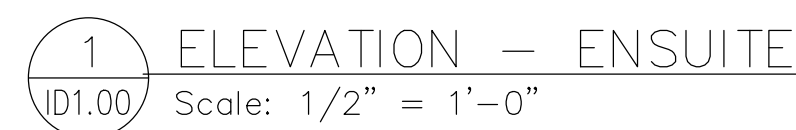
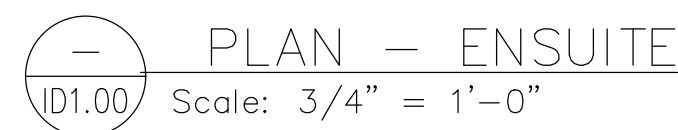


D2.07














ITEM	DESCRIPTION	DATE
1. All design concepts, drawings, specifications, millwork and details drawn or represented herein are the property of Angelo Turon Jr and no part of the same shall be reproduced, copied, disclosed or used in any manner other than for the specific project shown without the written consent of the designer.		
2. All work shall conform with local and Provincial Building Code latest edition.		
3. All dimensions and conditions shall be verified on site and any discrepancies shall be reported to the designer for clarification before proceeding with construction.		

DRAWING TITLE:

MODEL VIEW 8

PROJECT:

PROJECT NO.:

-

CONTACT:

-

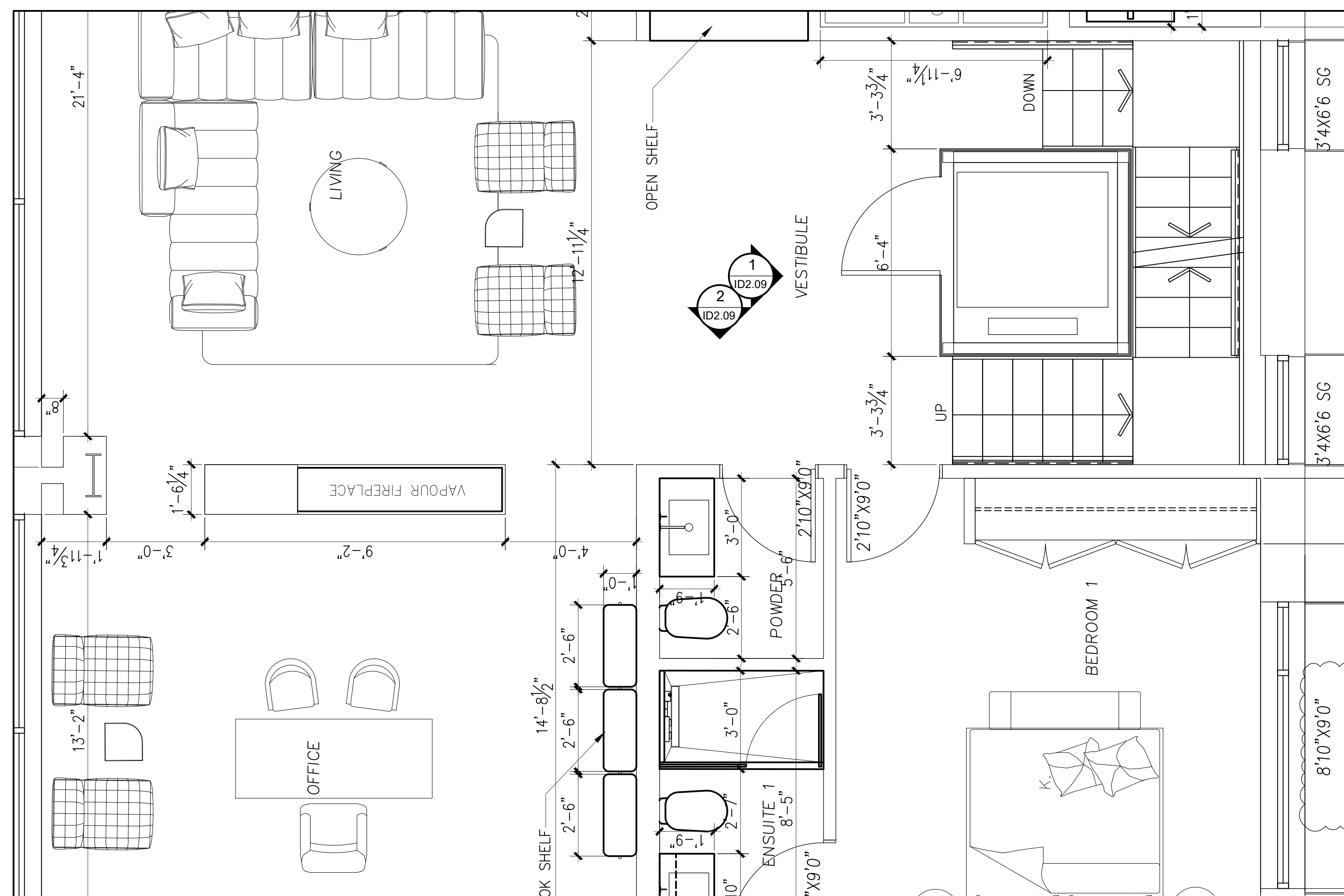
SCALE:

DRAWING NO.:

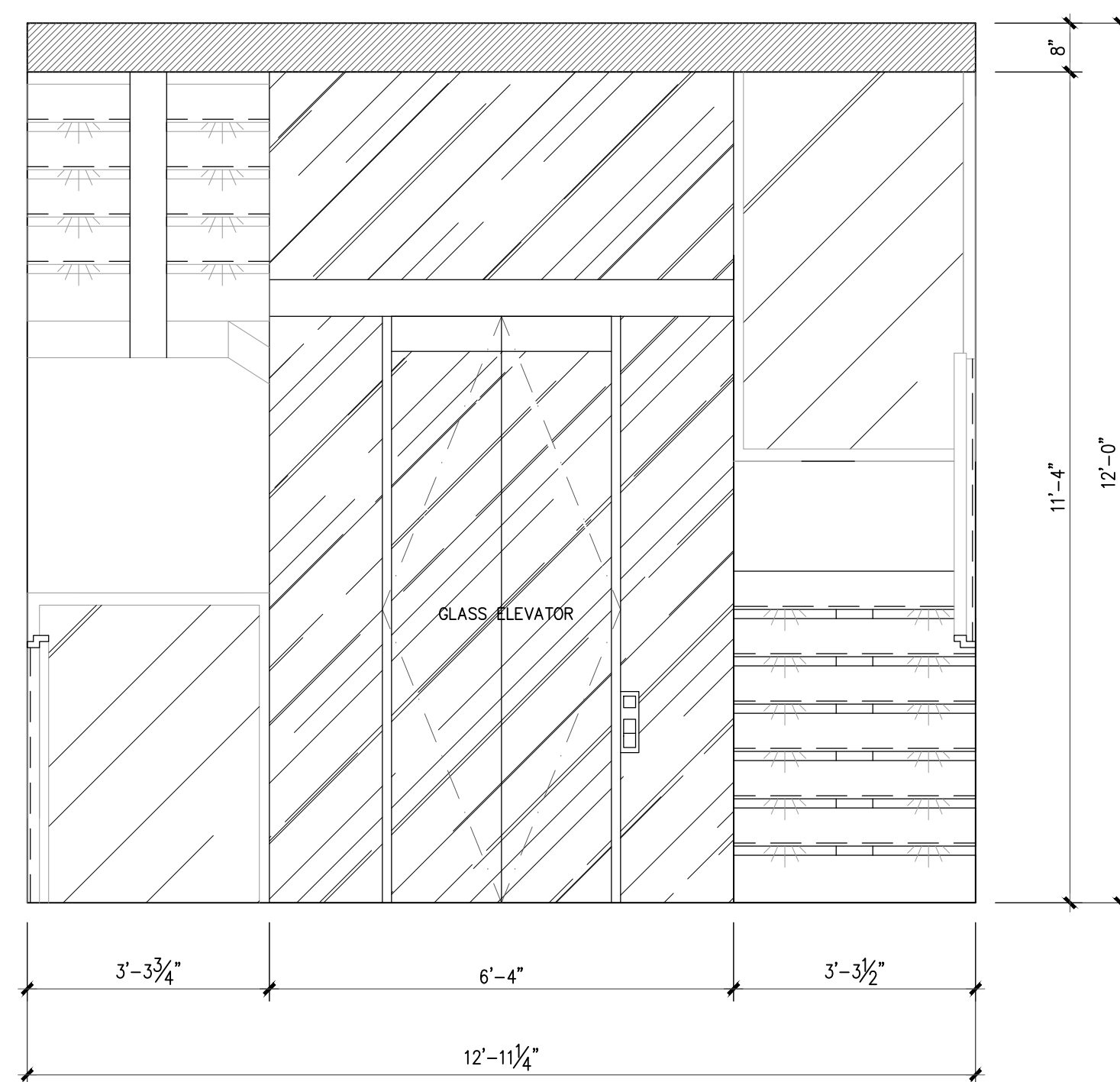
DATE:

0000/00/00

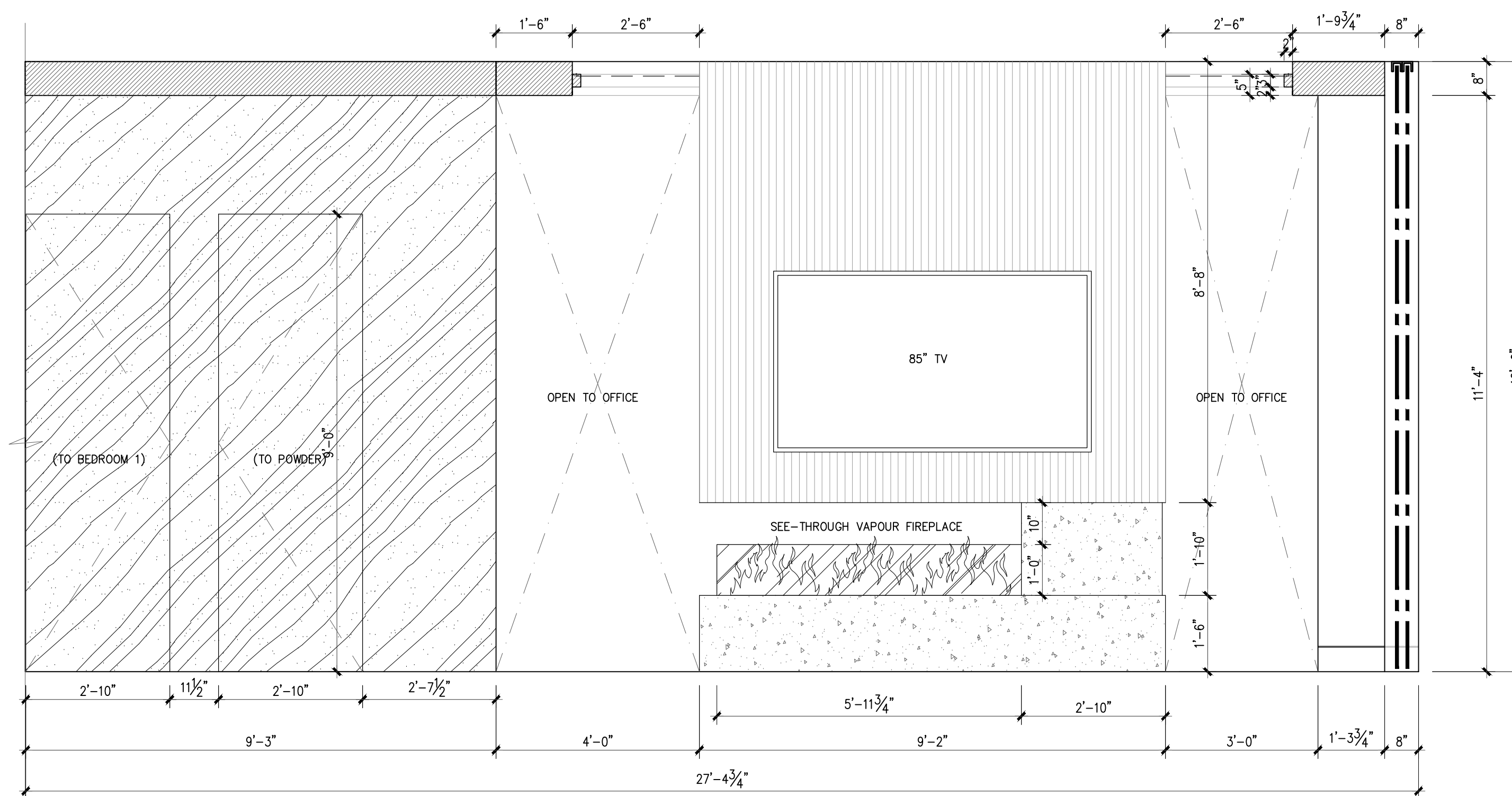




PLAN - VESTIBULE & LIVING



1 ELEVATION – VESTIBULE  
ID1.01 Scale: 1/2" = 1'-0"



2 ELEVATION - VESTIBULE & LIVING  
ID1.01 Scale: 1/2" = 1'-0"

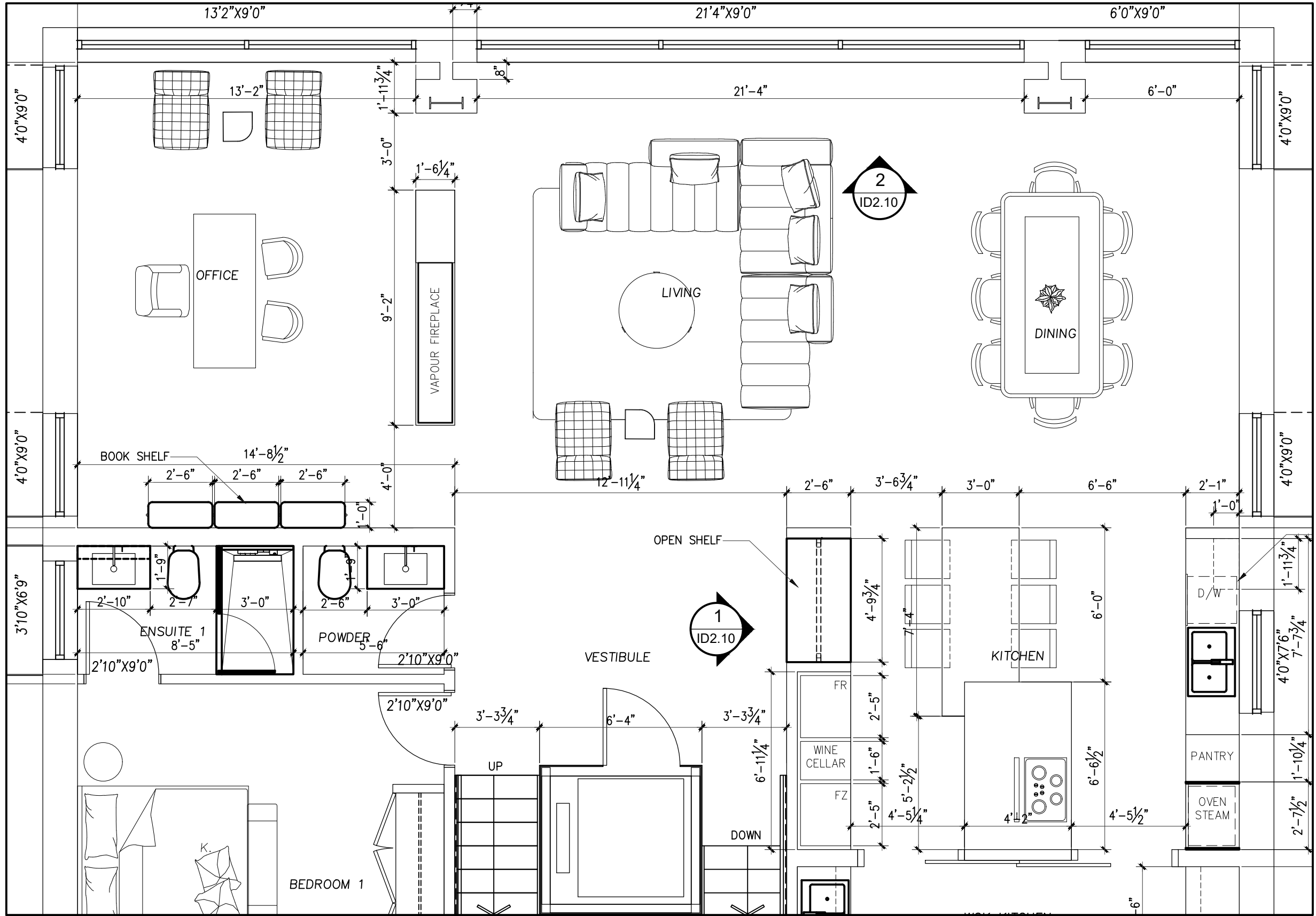
[illegible]

ITEM	DESCRIPTION	DATE
1.	All design concepts, drawings, specifications, millwork and details drawn or represented herein are the property of Angela Yurán Jil and no part of the same shall be reproduced, copied, disclosed or used in any manner other than for the specific project shown without the written consent of the designer.	
2.	All work shall conform with local and Provincial Building Code, latest edition.	
3.	All dimensions and conditions shall be verified on site and any discrepancies shall be reported to the designer for clarification before proceeding with construction.	

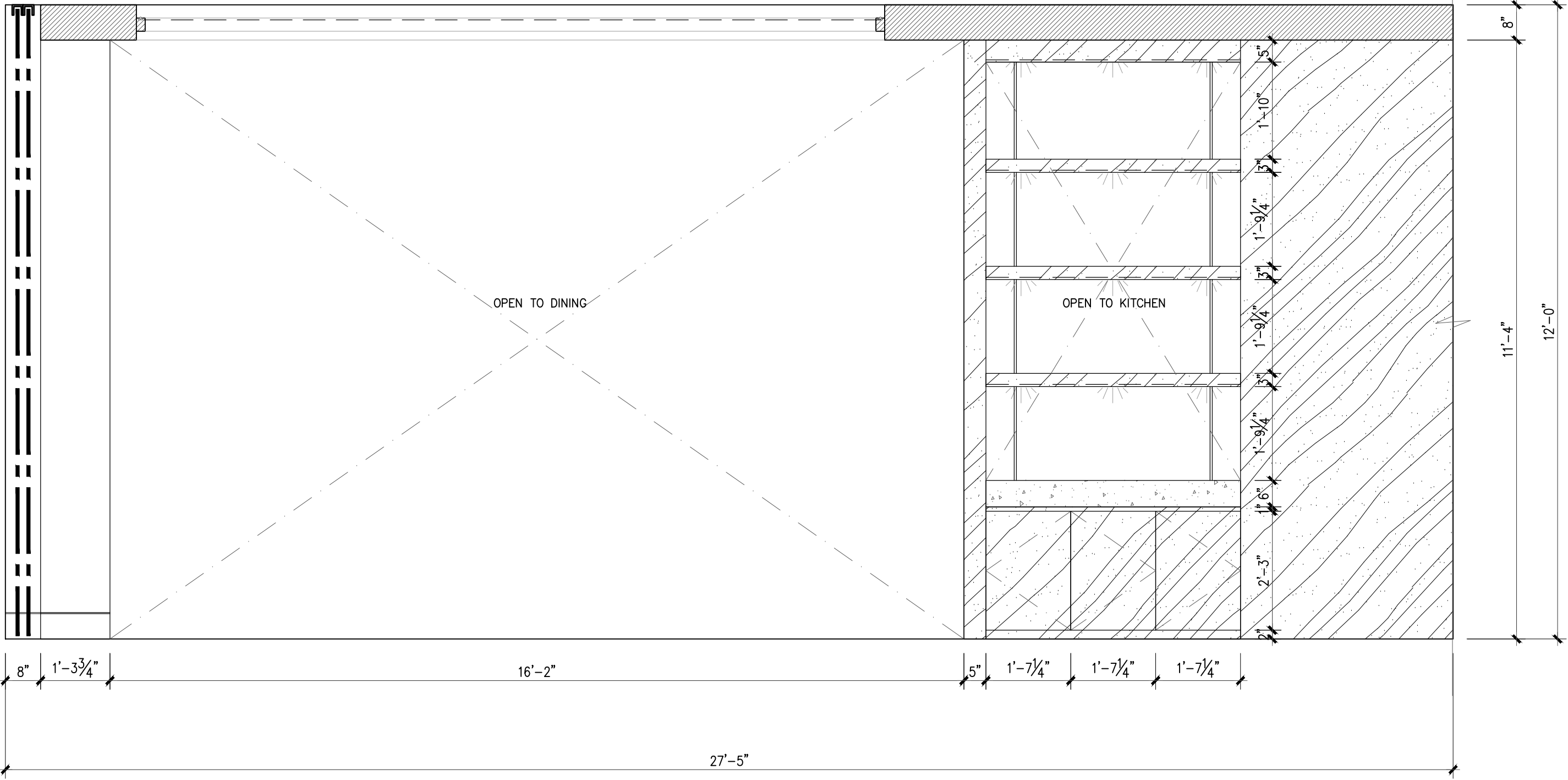




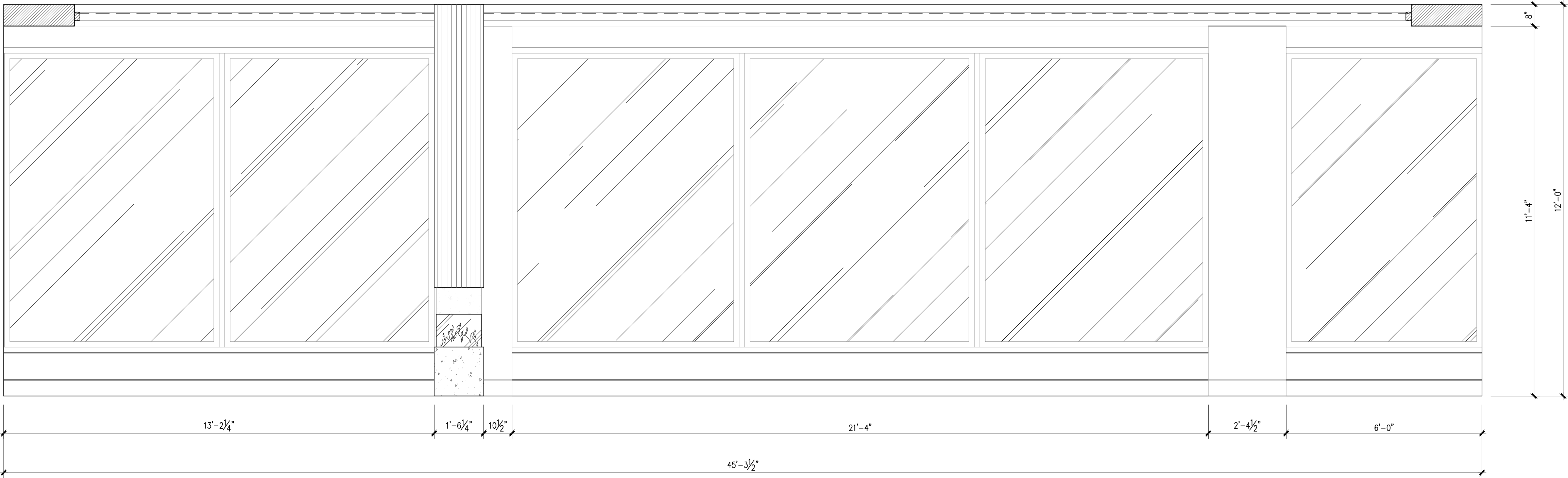




PLAN — VESTIBULE & LIVING & OFFICE & DINING  
ID1.01 Scale: 1/4" = 1'-0"



1 ELEVATION — VESTIBULE  
ID1.01 Scale: 1/2" = 1'-0"



2 ELEVATION — OFFICE & LIVING & DINING  
ID1.01 Scale: 1/2" = 1'-0"

ITEM	DESCRIPTION	DATE
1.	All design concepts, drawings, specifications, millwork and details drawn or represented herein are the property of Angelo Tironi and no part of the same shall be reproduced, copied, disclosed or used in any manner other than for the specific project shown without the written consent of the designer.	
2.	All work shall conform with local and Provincial Building Code latest edition.	
3.	All dimensions and conditions shall be verified on site and any discrepancies shall be reported to the designer for clarification before proceeding with construction.	

DRAWING TITLE:

PROJECT NO.:

CONTACT:

SCALE:

DATE:

0000/00/00

DRAWING NO.:

ID2.10



[illegible]

ITEM	DESCRIPTION	DATE
1.	All design concepts, drawings, specifications, millwork and details drawn or represented herein are the property of Angela Yuran Ji and no part of the same shall be reproduced, copied, disclosed or used in any manner other than for the specific project shown without the written consent of the designer.	
2.	All work shall conform with local and Provincial Building Code latest edition.	
3.	All dimensions and conditions shall be verified on site and any discrepancies shall be reported to the designer for clarification before proceeding with construction.	

DRAWING TITLE:

MODEL VIEW 10

PROJECT.

PROJECT NO.:

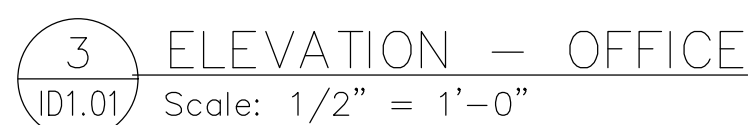
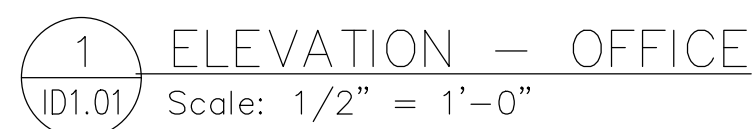
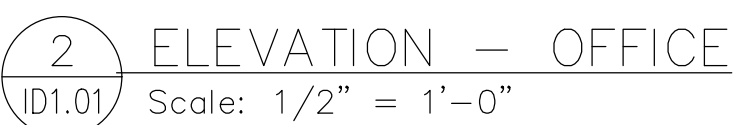
CONTACT:

SCALE:

RAWING NO.:

DATE:  
0000/00/00





ITEM	DESCRIPTION	DATE
1.	All design concepts, drawings, specifications, millwork and details drawn or represented herein are the property of Angelo Yuran JI and no part of same shall be reproduced, copied, altered or used in any manner other than for the specific project shown without the written consent of the designer.	
2.	All work shall conform with local and Provincial Building Code latest edition.	
3.	All dimensions and conditions shall be verified on site and any discrepancies shall be reported to the designer for verification before proceeding with construction.	

DRAWING TITLE:

PROJECT:

PROJECT NO.:


CONTACT:

SCALE:	DRAWING NO.:
--------	--------------

DATE:  
0000/00/00

0	ID2.11
---	--------





COPYRIGHT RESERVED


ITEM	DESCRIPTION	DATE
1.	All design concepts, drawings, specifications, millwork and details drawn or represented herein are the property of Angelo Tironi and no part of the same shall be reproduced, copied, disclosed or used in any manner other than for the specific project shown without the written consent of the designer.	
2.	All work shall conform with local and Provincial Building Code latest edition.	
3.	All dimensions and conditions shall be verified on site and any discrepancies shall be reported to the designer for clarification before proceeding with construction.	

DRAWING TITLE:

MODEL VIEW 11

PROJECT:

PROJECT NO.:

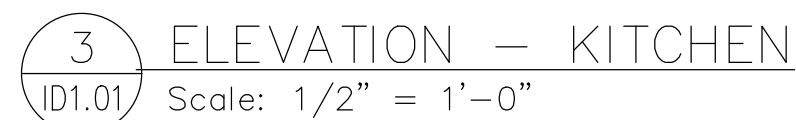
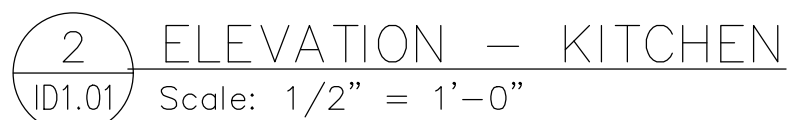
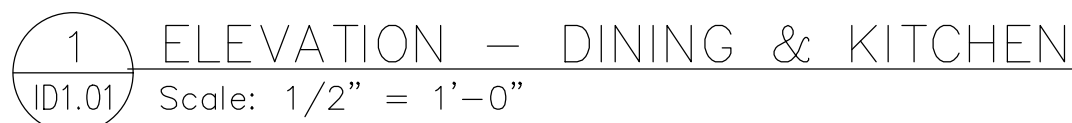
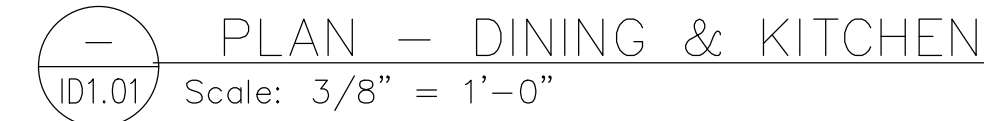
CONTACT:

SCALE:

DATE: 0000/00/00

DRAWING NO.:





ITEM	DESCRIPTION	DATE
1.	All design concepts, drawings, specifications, millwork and details drawn or represented herein are the property of Angela Yuran Ji and no part of the same shall be reproduced, copied, disclosed or used in any manner other than for the specific project shown without the written consent of the Designer.	
2.	All work shall conform with local and Provincial Building Code latest edition.	
3.	All dimensions and conditions shall be verified on site and any discrepancies shall be reported to the designer for clarification before proceeding with construction.	

DRAWING TITLE:

PROJECT:

PROJECT NO.:

CONTACT:

SCALE:

DRAWING NO.:

DATE:  
0000/00/00

ID2.12



[illegible]

ITEM	DESCRIPTION	DATE
1.	All design concepts, drawings, specifications, millwork and details drawn or represented herein are the property of Angela Yuran Jui and no part of the same shall be reproduced, copied, disclosed or used in any manner other than for the specific project shown without the written consent of the designer.	
2.	All work shall conform with local and Provincial Building Code latest edition.	
3.	All dimensions and conditions shall be verified on site and any discrepancies shall be reported to the designer for clarification before proceeding with construction.	

MODEL VIEW 12

PROJECT NO.:

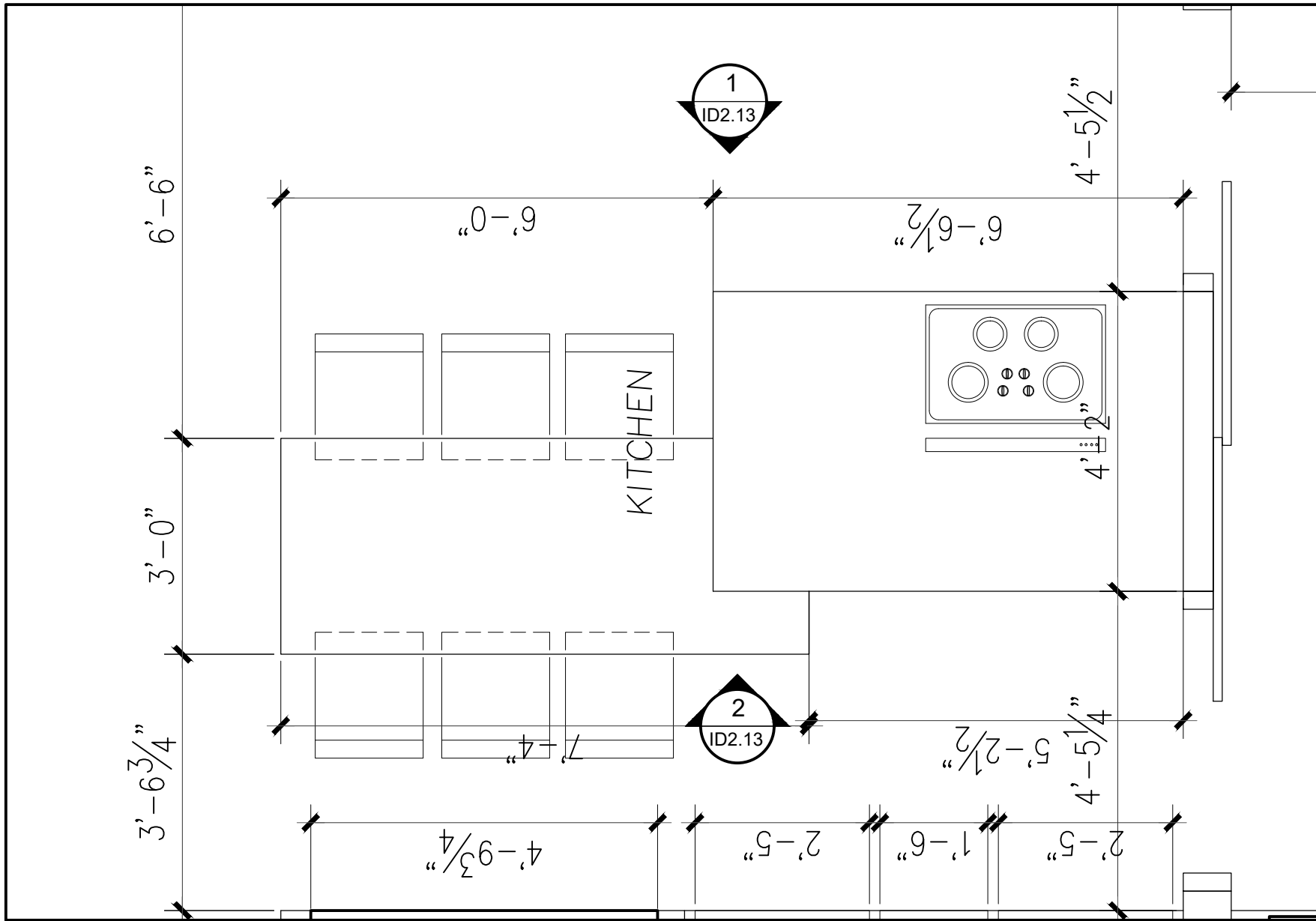
CONTACT:

SCALE:

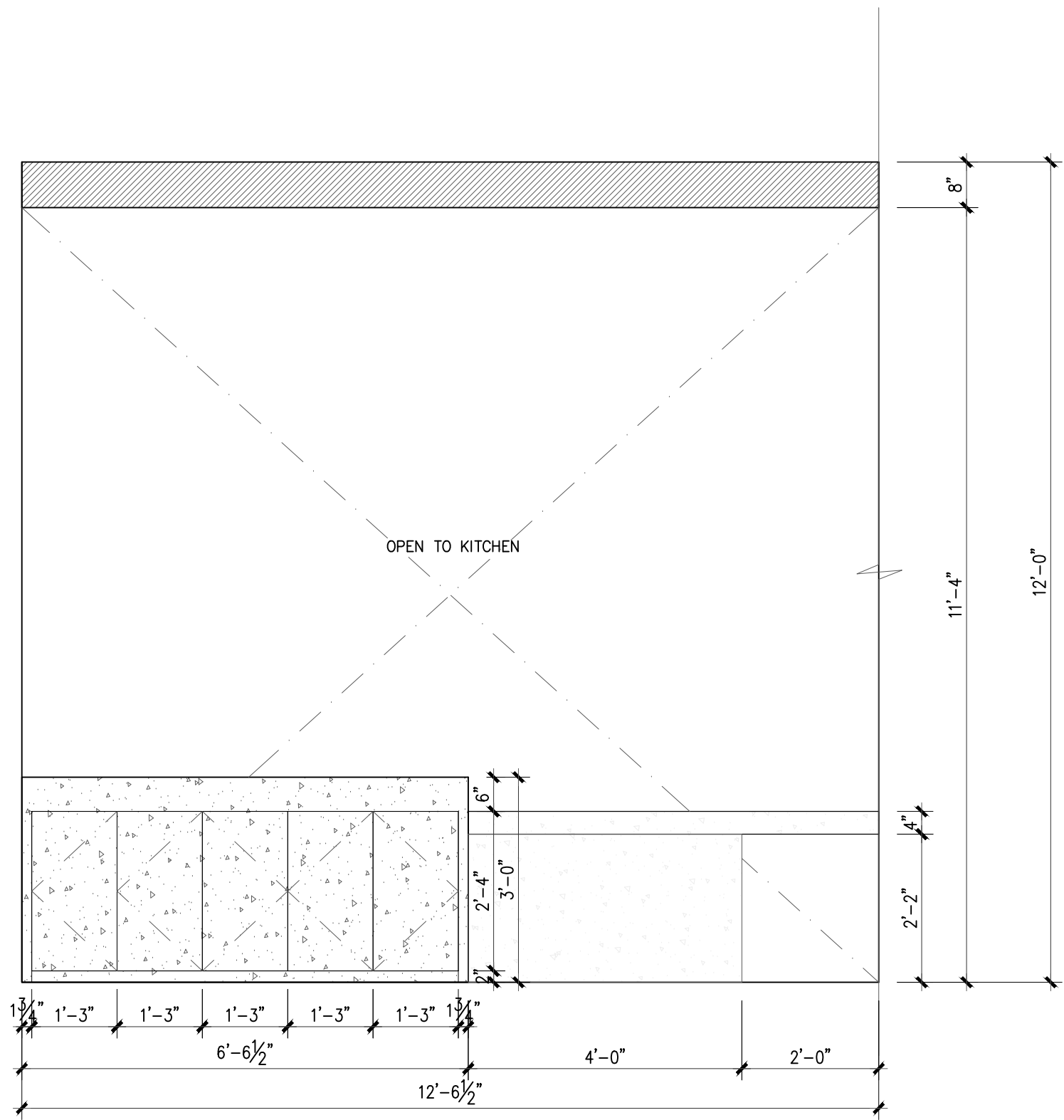
RAWING NO.:

DATE:  
0000/00/00

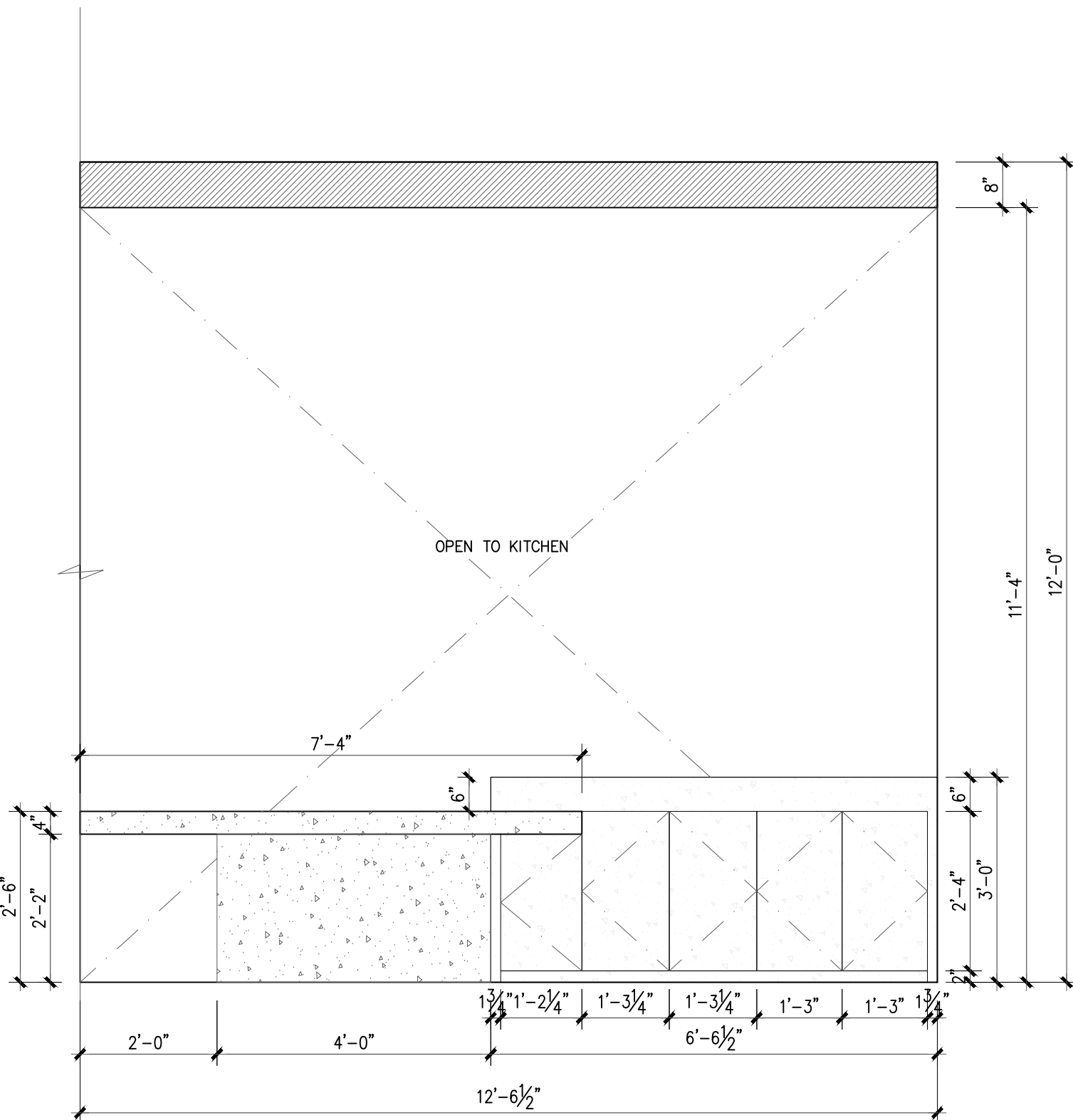




1 PLAN — KITCHEN ISLAND  
ID1.01 Scale: 1/2" = 1'-0"



1 ELEVATION — KITCHEN ISLAND  
ID1.01 Scale: 1/2" = 1'-0"



2 ELEVATION — KITCHEN ISLAND  
ID1.01 Scale: 1/2" = 1'-0"

ITEM	DESCRIPTION	DATE
------	-------------	------

1. All design concepts, drawings, specifications, millwork and details drawn or represented herein are the property of Angelo Tironi and no part of the same shall be reproduced, copied, disclosed or used in any manner other than for the specific project shown without the written consent of the designer.
2. All work shall conform with local and Provincial Building Code latest edition.
3. All dimensions and conditions shall be verified on site and any discrepancies shall be reported to the designer for clarification before proceeding with construction.

DRAWING TITLE:

PROJECT:

PROJECT NO.:

CONTACT:

SCALE:

DRAWING NO.:

DATE:  
0000/00/00

ID2.13



[illegible]

ITEM	DESCRIPTION	DATE
1.	All design concepts, drawings, specifications, millwork and details drawn or represented herein are the property of Angela Yuran, Ji and no part of the same shall be reproduced, copied, disclosed or used in any manner other than for the specific project shown without the written consent of the designer.	
2.	All work shall conform with local and Provincial Building Code latest edition.	
3.	Dimensions and conditions shall be verified at site and any discrepancies shall be reported to the designer for clarification before proceeding with construction.	

ORGANIC TITR.

MODEL VIEW 13

PROJECT:

PROJECT NO.:

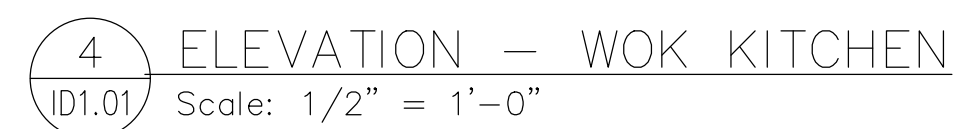
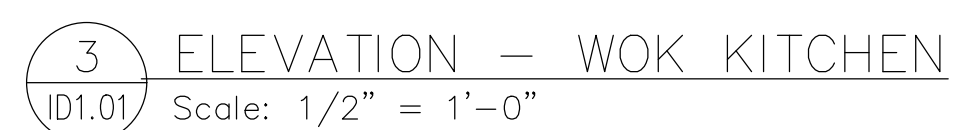
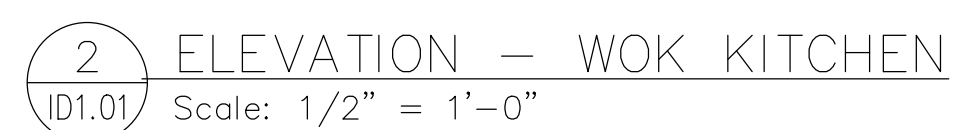
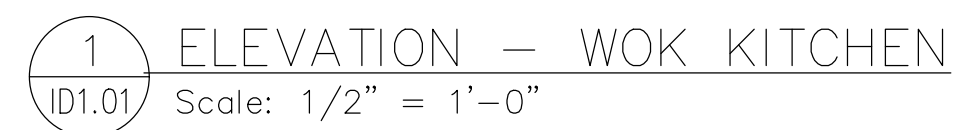
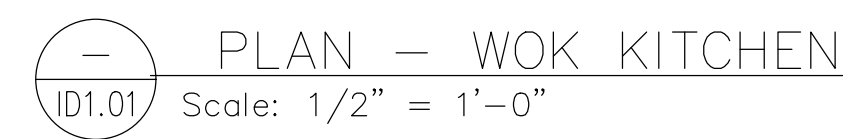
CONTACT:

SCALE:



DRAWING NO.:
--------------

DATE:  
0000/00/00







[illegible]

ITEM	DESCRIPTION	DATE
1.	All design concepts, drawings, specifications, millwork and details drawn or represented herein are the property of Angela Yuran Jui and no part of the same shall be reproduced, copied, disclosed or used in any manner other than for the specific project shown without the written consent of the designer.	
2.	All work shall conform with local and Provincial Building Code latest edition.	
3.	All dimensions and conditions shall be verified on site and any discrepancies shall be reported to the designer for clarification before proceeding with construction.	

MODEL VIEW 14

PROJECT NO.:

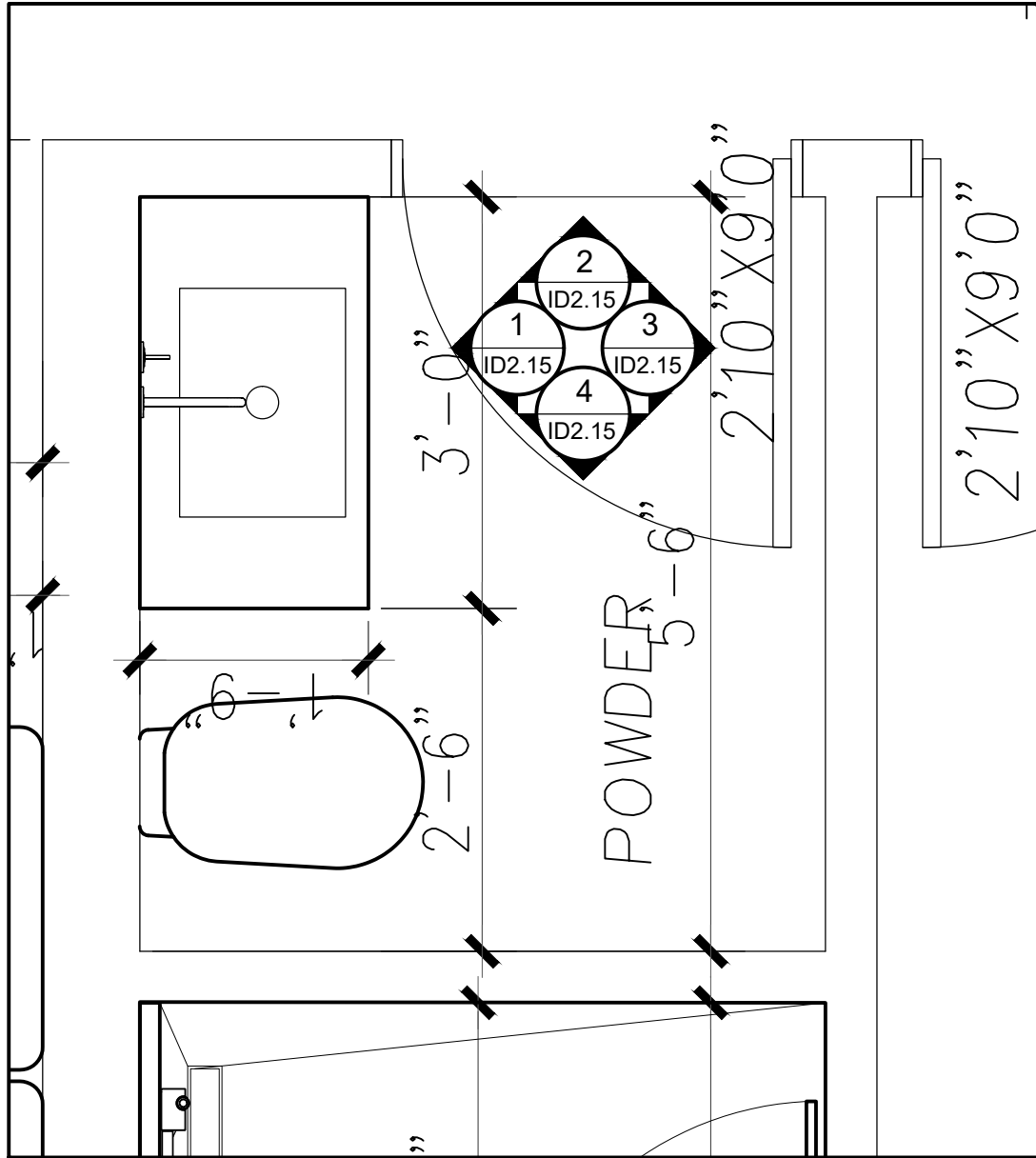
CONTACT:

SCALE:

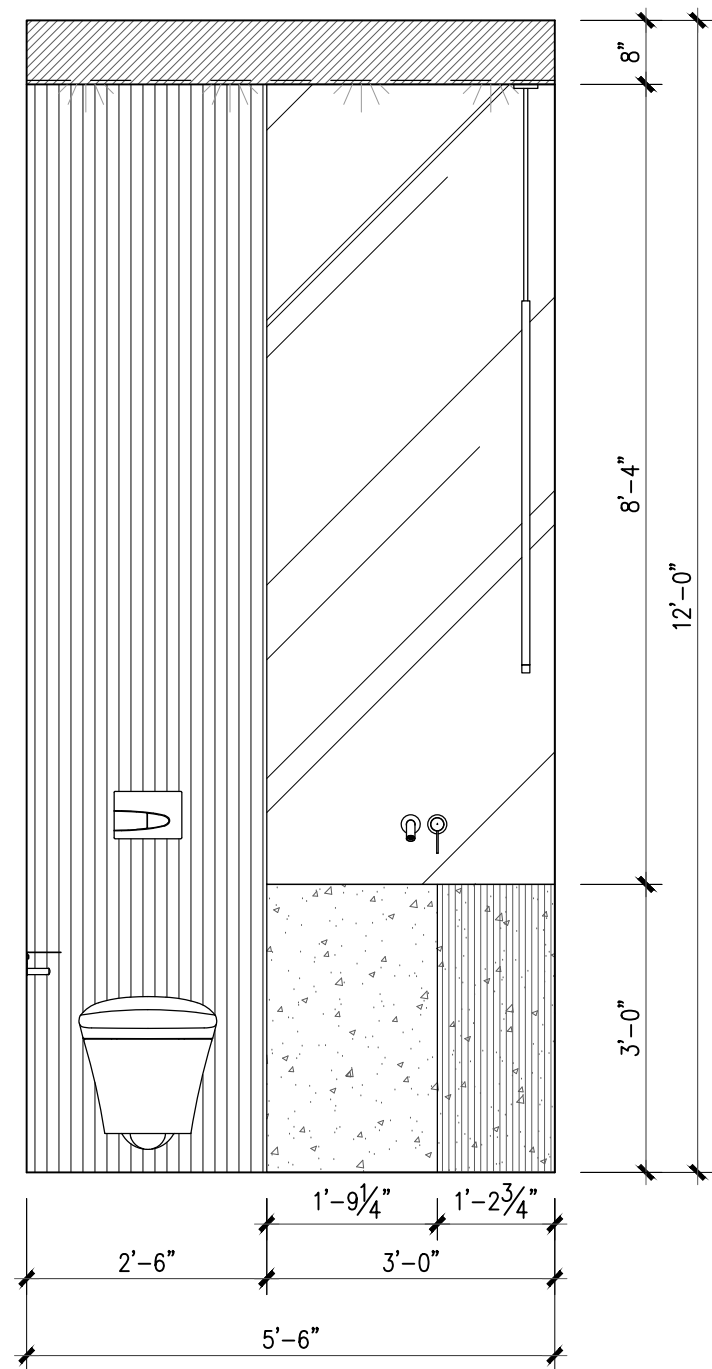
RAWING NO.:

DATE:  
0000/00/00

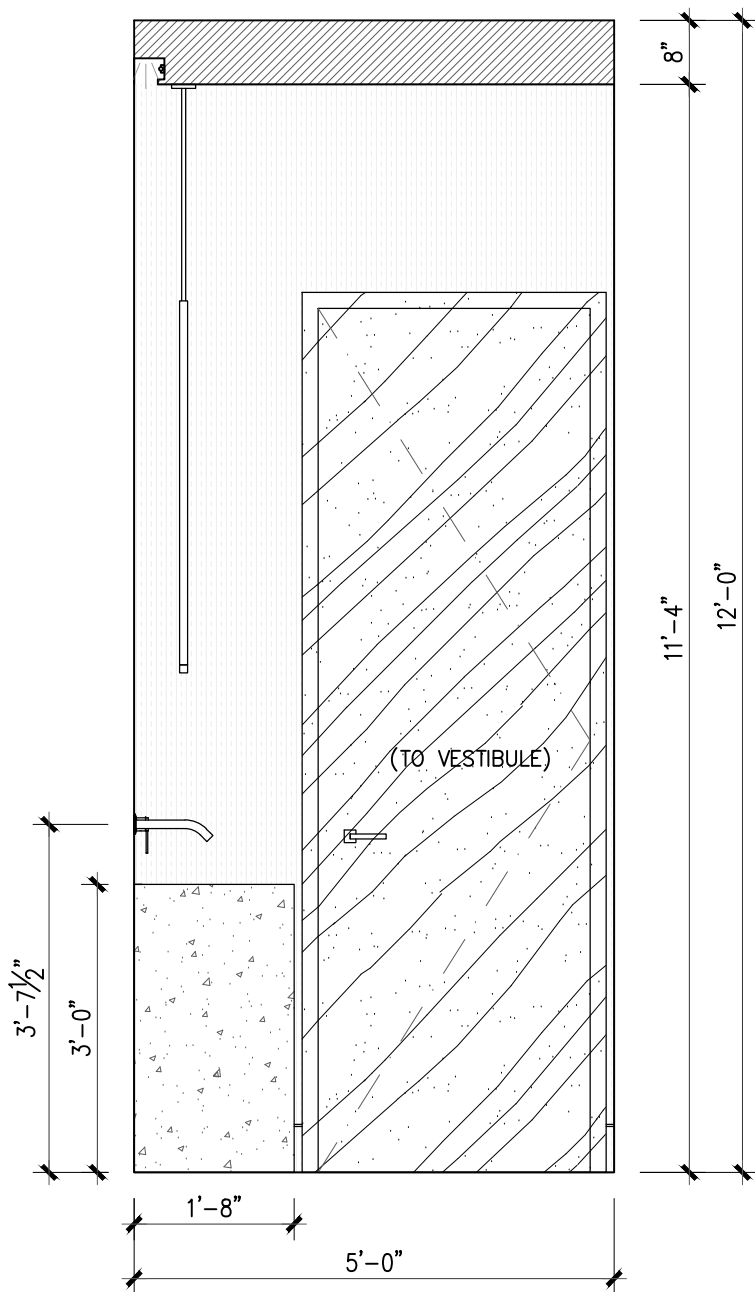




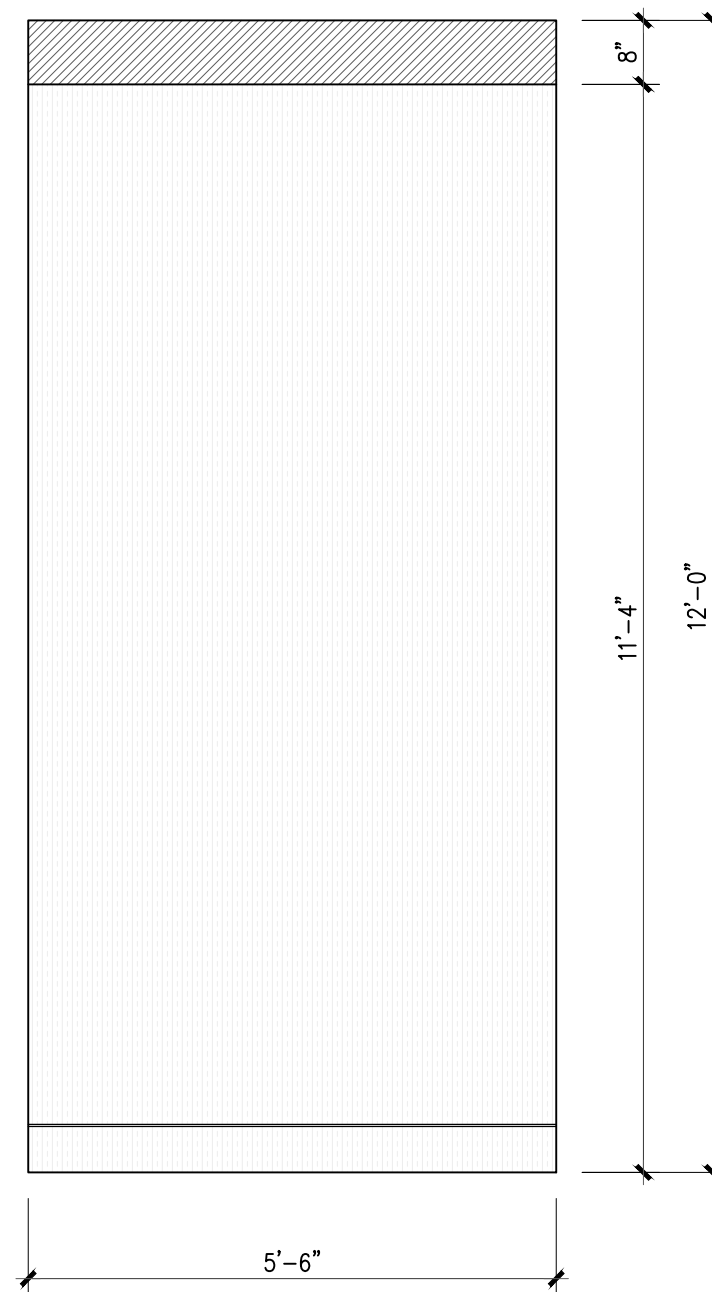
PLAN — POWDER  
ID1.01 Scale: 3/4" = 1'-0"



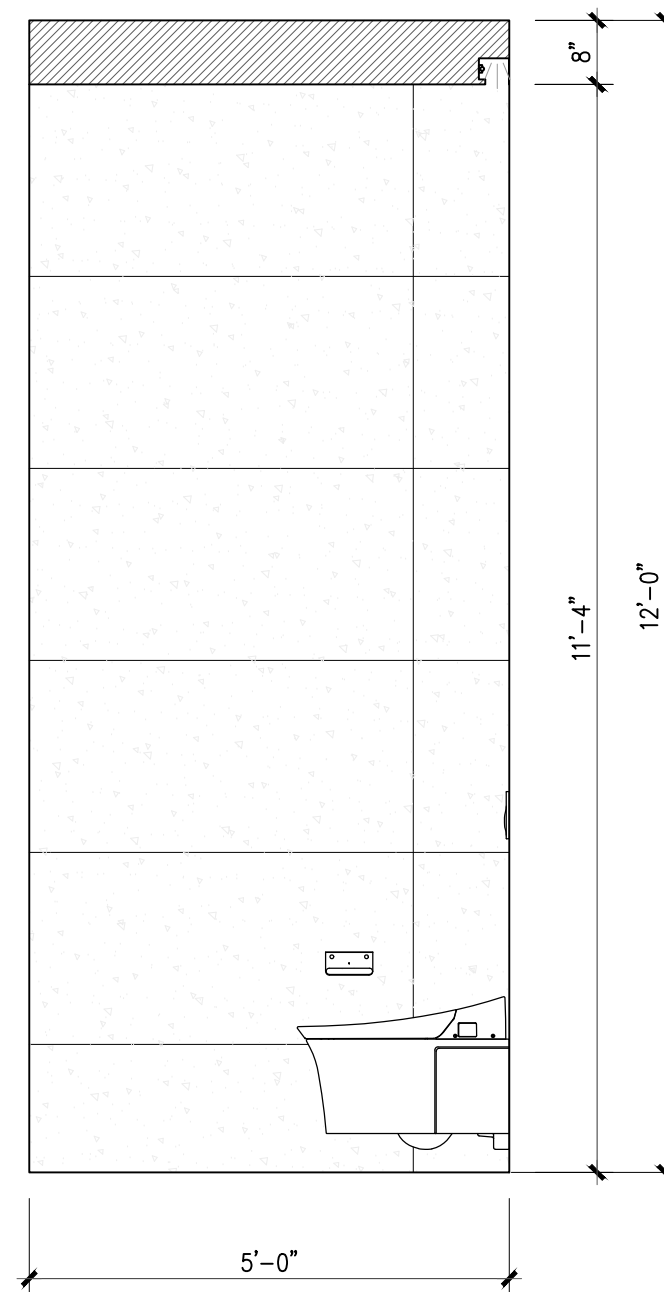
1 ELEVATION — POWDER  
ID1.01 Scale: 1/2" = 1'-0"



2 ELEVATION — POWDER  
ID1.01 Scale: 1/2" = 1'-0"



3 ELEVATION — POWDER  
ID1.01 Scale: 1/2" = 1'-0"



4 ELEVATION — POWDER  
ID1.01 Scale: 1/2" = 1'-0"

ITEM	DESCRIPTION	DATE
------	-------------	------

1. All design concepts, drawings, specifications, millwork and details drawn or represented herein are the property of Angelo Tironi and no part of the same shall be reproduced, copied, disclosed or used in any manner other than for the specific project shown without the written consent of the designer.
2. All work shall conform with local and Provincial Building Code latest edition.
3. All dimensions and conditions shall be verified on site and any discrepancies shall be reported to the designer for clarification before proceeding with construction.

DRAWING TITLE:

PROJECT NO.:

CONTACT:

SCALE:

DATE:  
0000/00/00

PROJECT:

ID2.15






ITEM	DESCRIPTION	DATE
1. All design concepts, drawings, specifications, millwork and details drawn or represented herein are the property of Angelo Tironi and no part of the same shall be reproduced, copied, disclosed or used in any manner other than for the specific project shown without the written consent of the designer.		
2. All work shall conform with local and Provincial Building Code latest edition.		
3. All dimensions and conditions shall be verified on site and any discrepancies shall be reported to the designer for clarification before proceeding with construction.		

DRAWING TITLE:

MODEL VIEW 15

PROJECT:

PROJECT NO.:

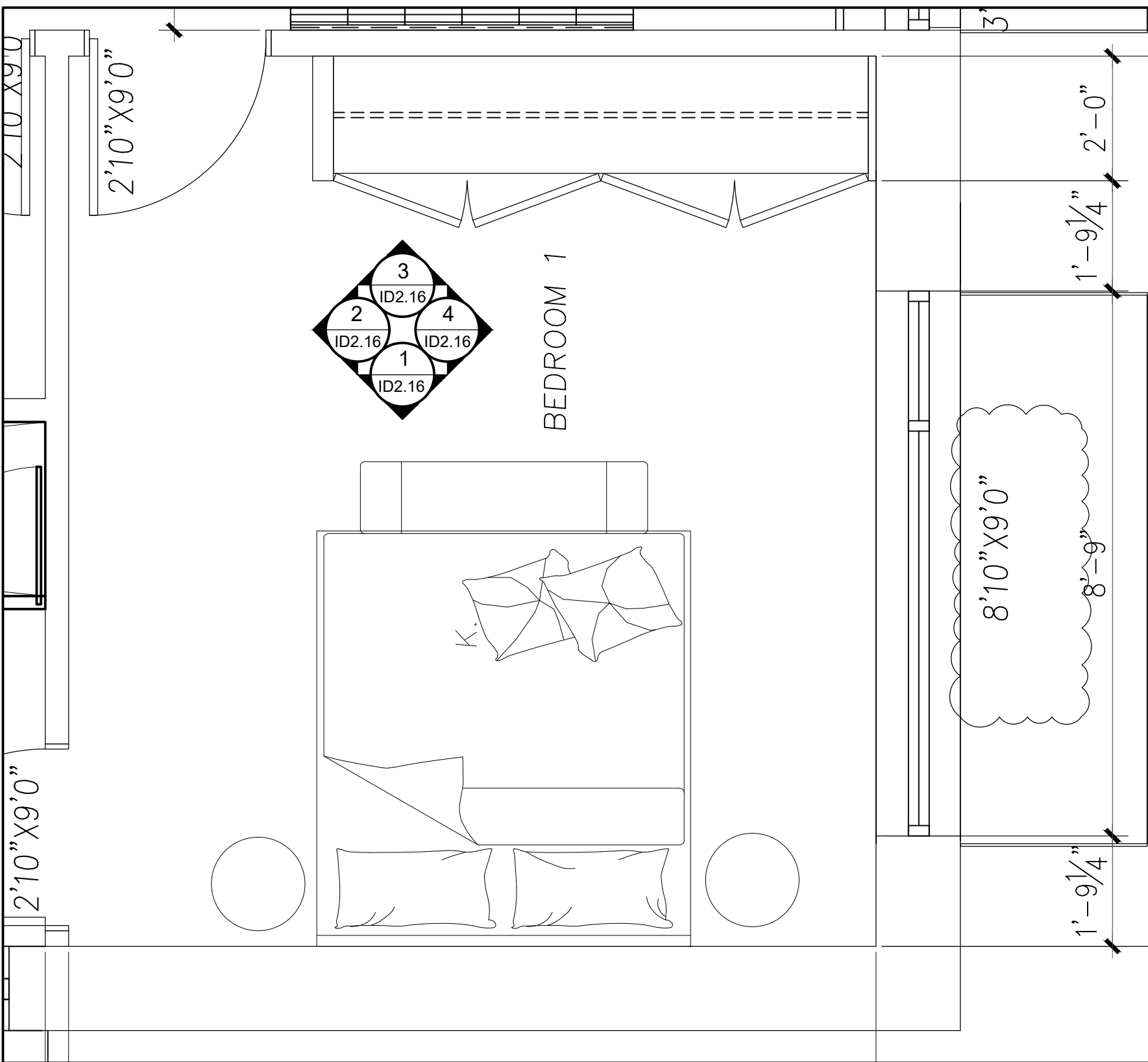
CONTACT:

SCALE:

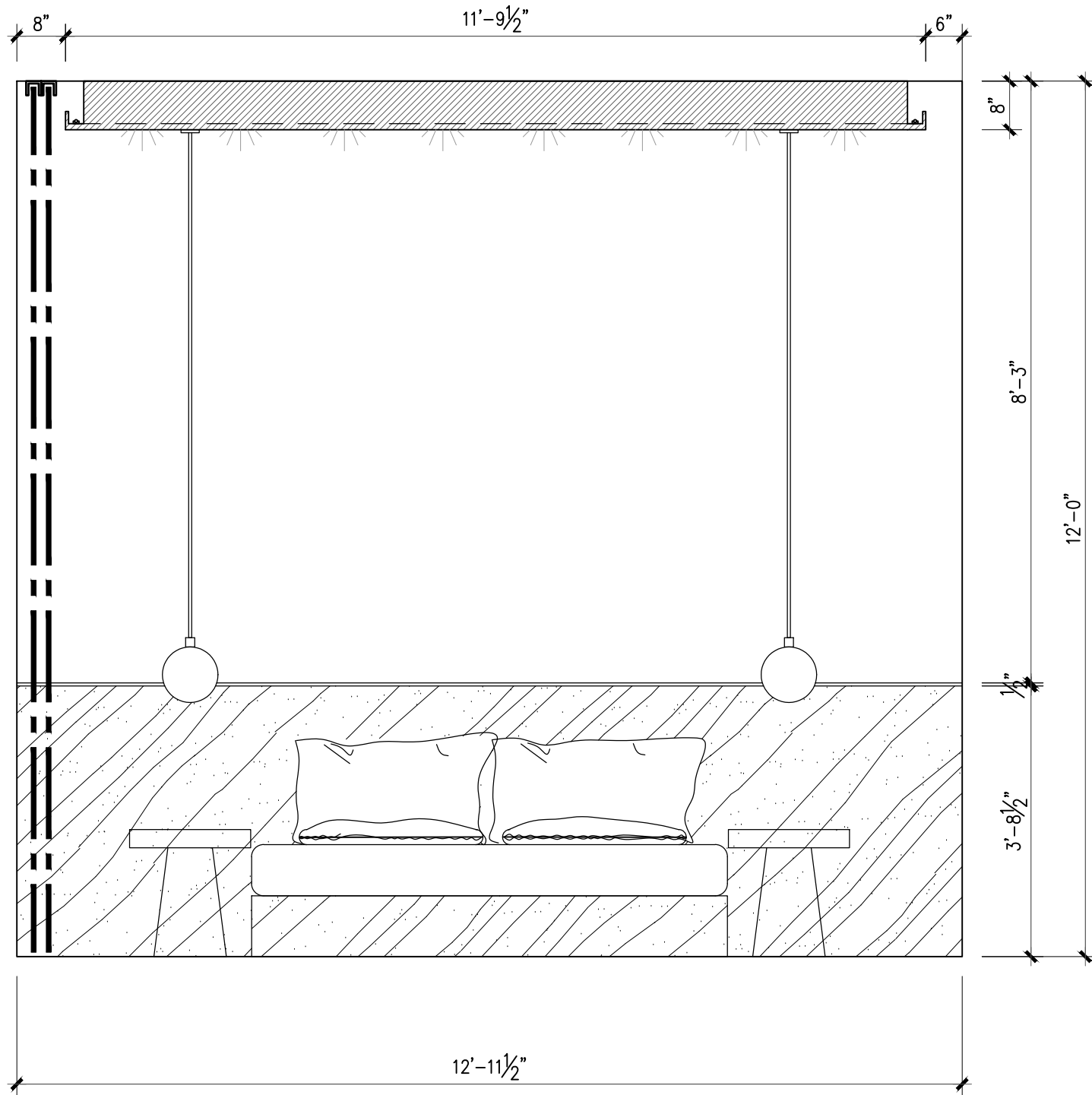
DATE:  
0000/00/00

DRAWING NO.:

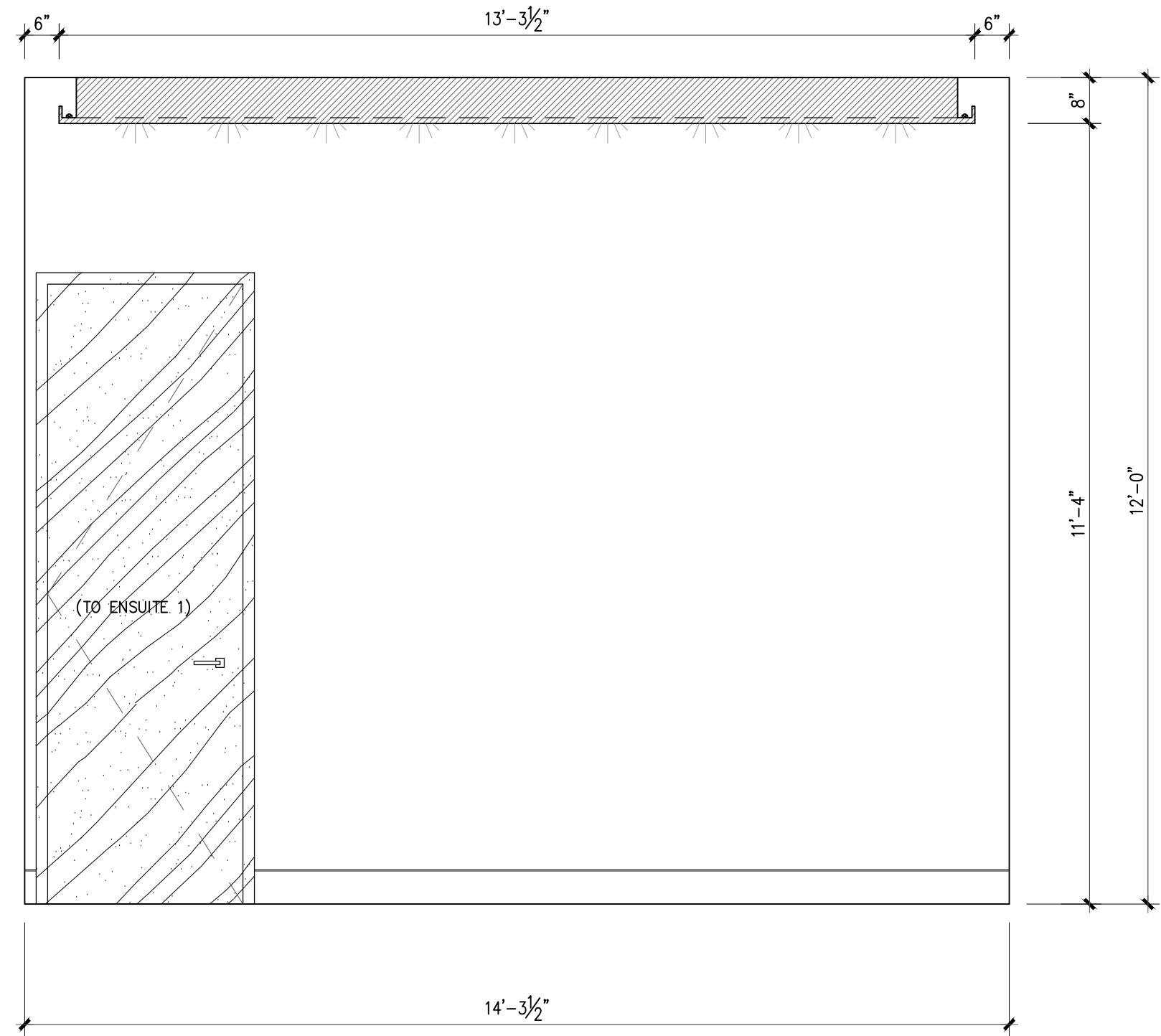




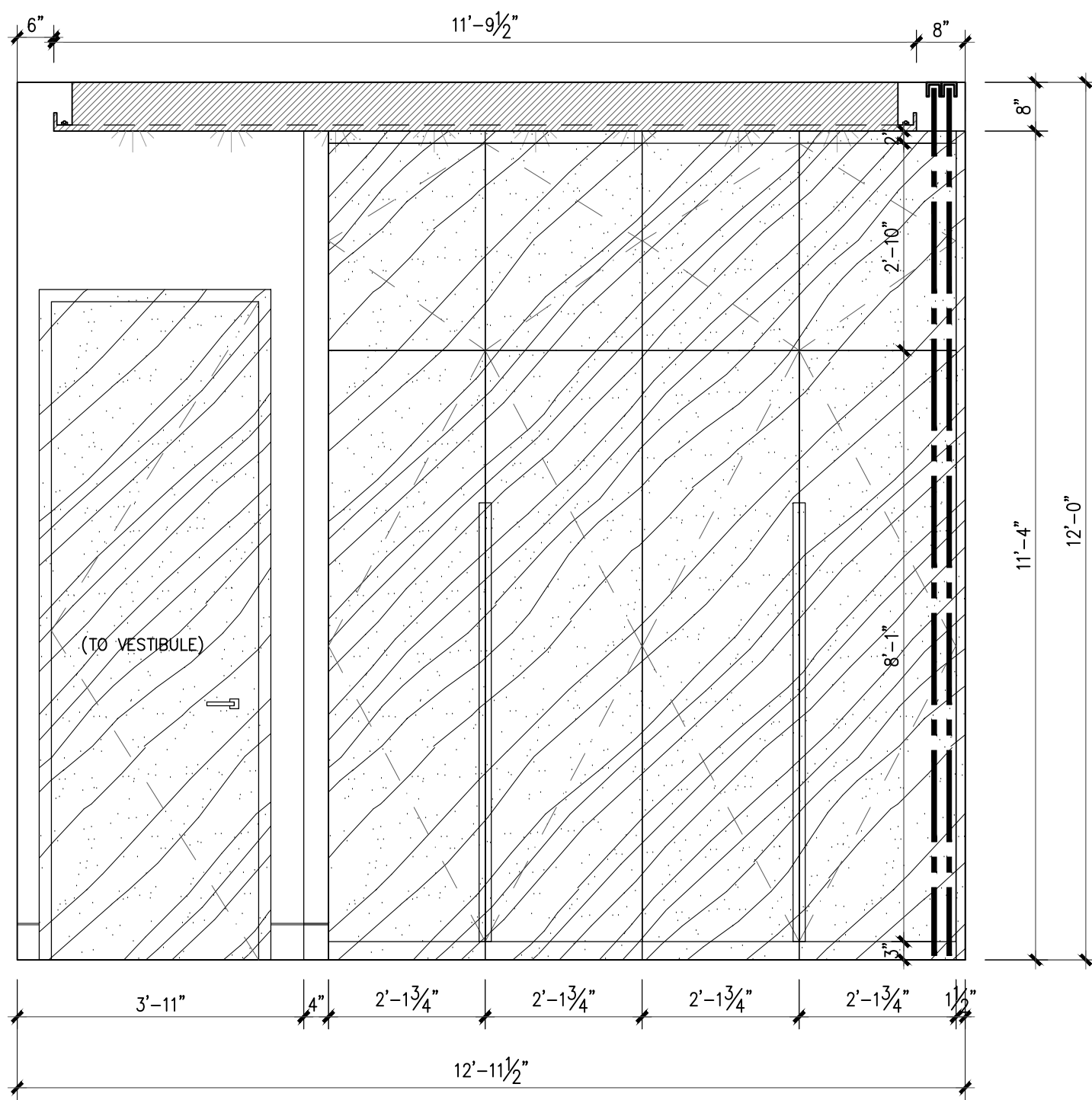
1 PLAN — BEDROOM 1  
ID1.01 Scale: 1/2" = 1'-0"



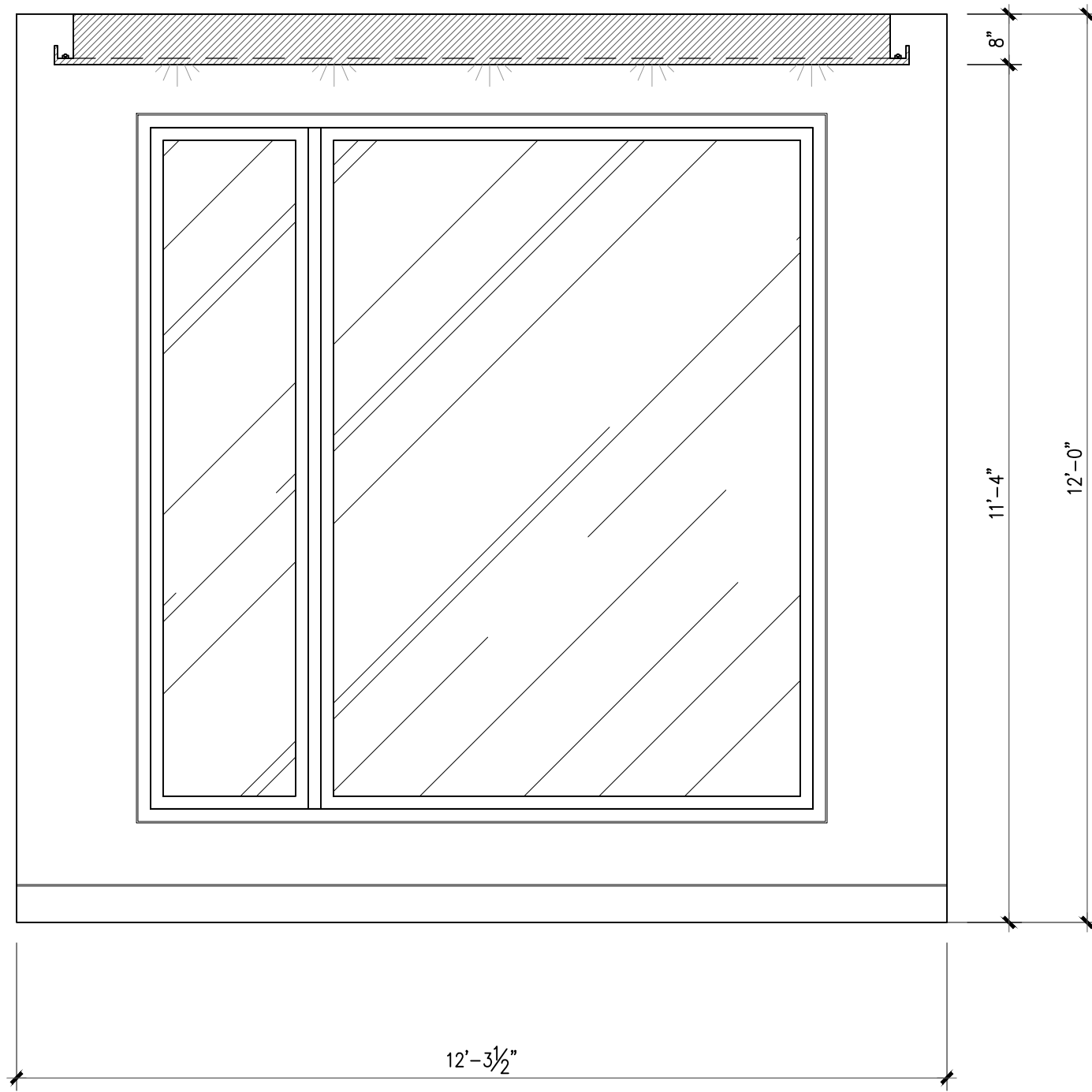
1 ELEVATION — BEDROOM 1  
ID1.01 Scale: 1/2" = 1'-0"



2 ELEVATION — BEDROOM 1  
ID1.01 Scale: 1/2" = 1'-0"



3 ELEVATION — BEDROOM 1  
ID1.01 Scale: 1/2" = 1'-0"




4 ELEVATION — BEDROOM 1  
ID1.01 Scale: 1/2" = 1'-0"

ITEM	DESCRIPTION	DATE
1	All design concepts, drawings, specifications, millwork and details drawn or represented herein are the property of Angela Turon J and no part of the same shall be reproduced, copied, disclosed or used in any manner other than for the specific project shown without the written consent of the designer.	
2	All work shall conform with local and Provincial Building Code latest edition.	
3	All dimensions and conditions shall be verified on site and any discrepancies shall be reported to the designer for clarification before proceeding with construction.	

DRAWING TITLE:	PROJECT:
PROJECT NO.:	
CONTACT:	
SCALE:	DRAWING NO.:
DATE:	ID2.16
0000/00/00	






ITEM	DESCRIPTION	DATE
1.	All design concepts, drawings, specifications, millwork and details drawn or represented herein are the property of Angela Yuran Ji and no part of the same shall be reproduced, copied, disclosed or used in any manner other than for the specific project shown without the written consent of the designer.	
2.	All work shall conform with local and Provincial Building Code latest edition.	
3.	All dimensions and conditions shall be verified on site and any discrepancies shall be reported to the designer for clarification before proceeding with construction.	

DRAWING TITLE:

MODEL VIEW 16

PROJECT:

PROJECT NO.:

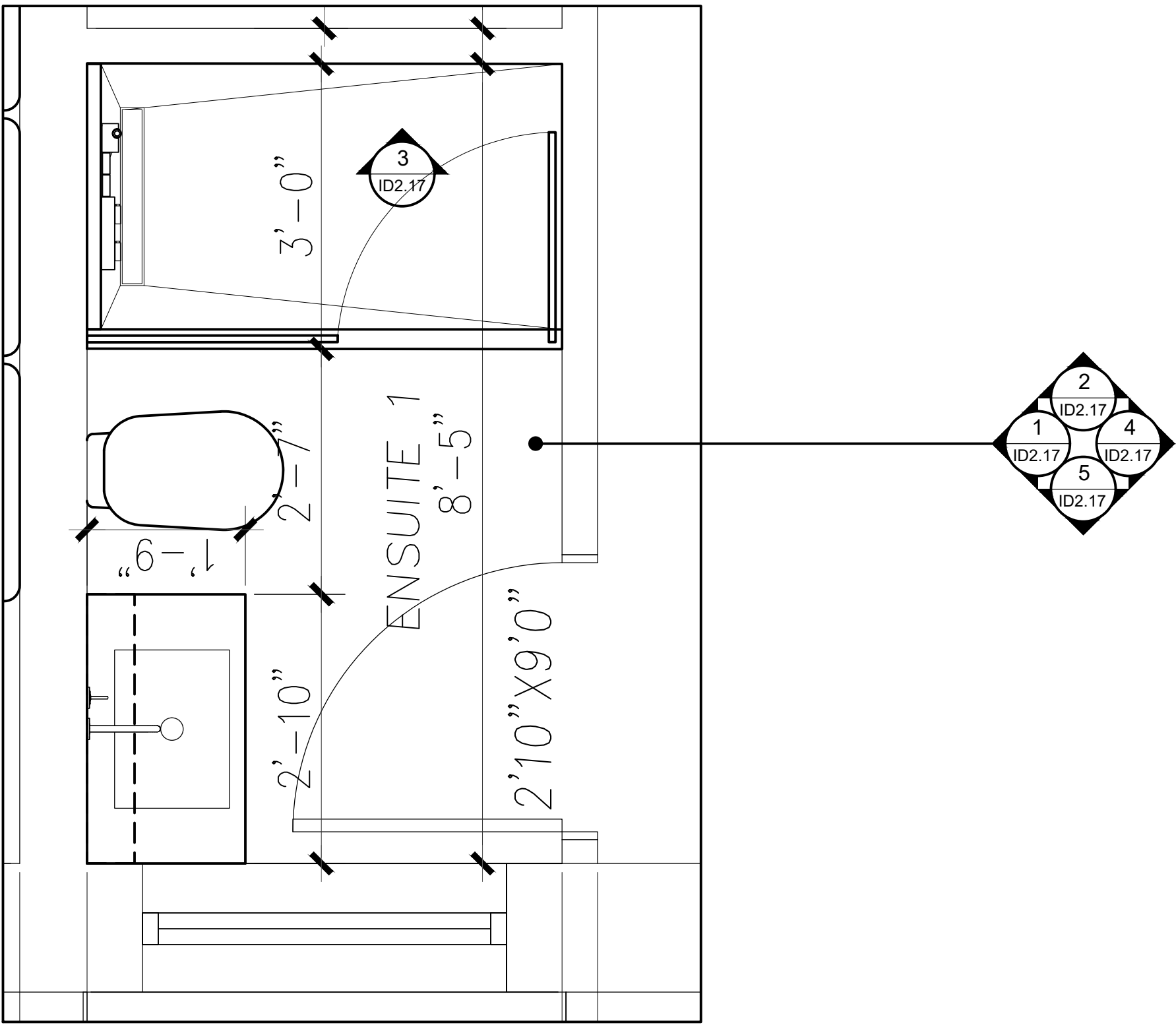
CONTACT:

SCALE:

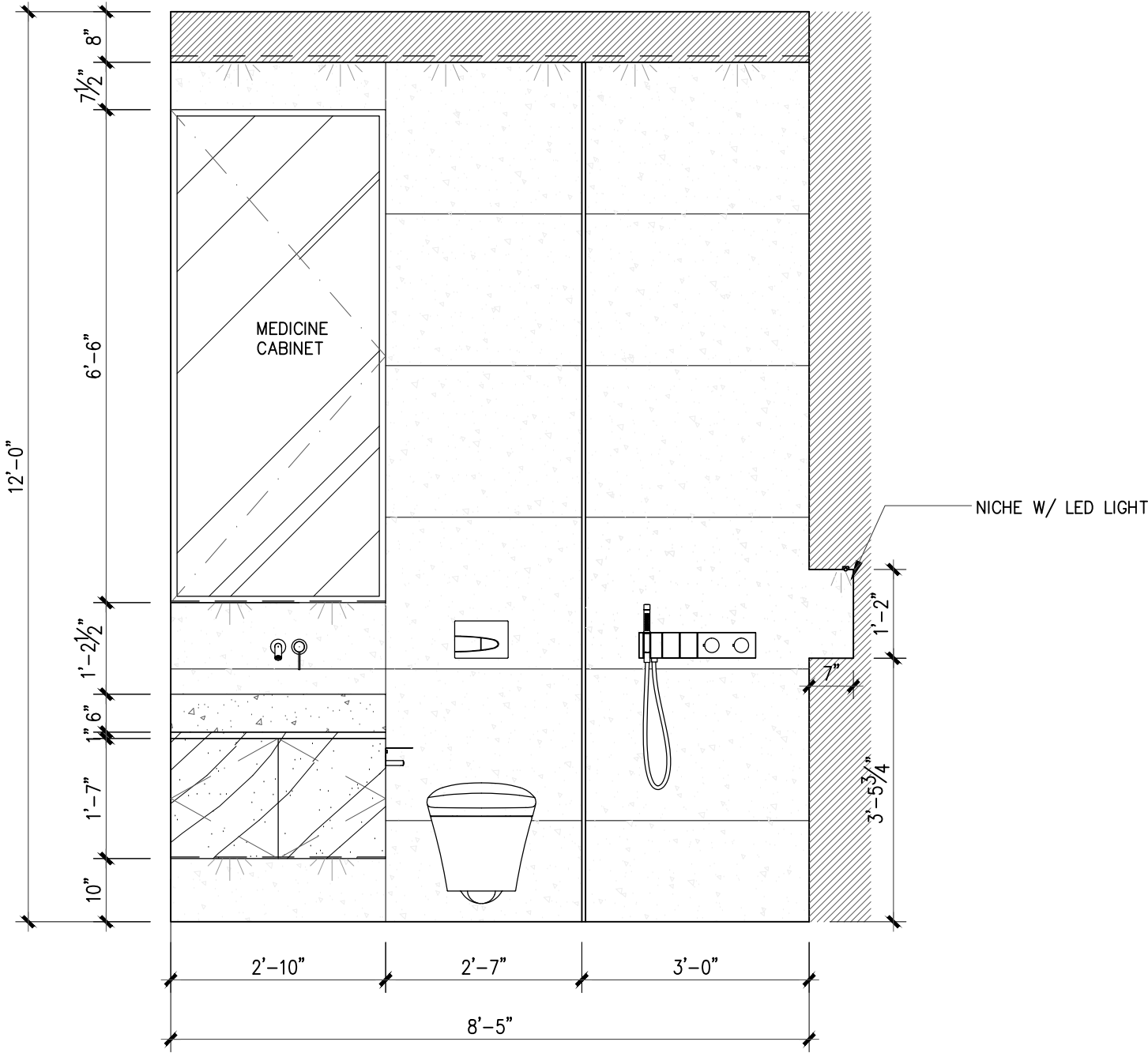
DRAWING NO.:

DATE:	0000/00/00
-------	------------

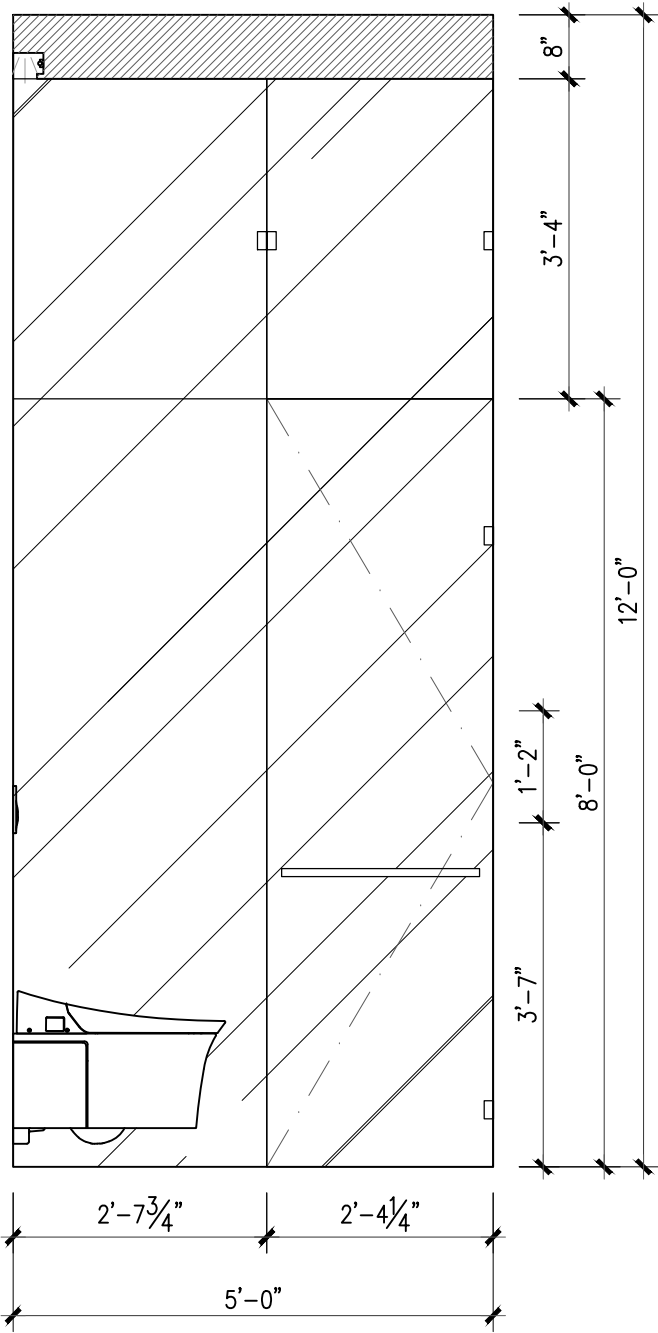




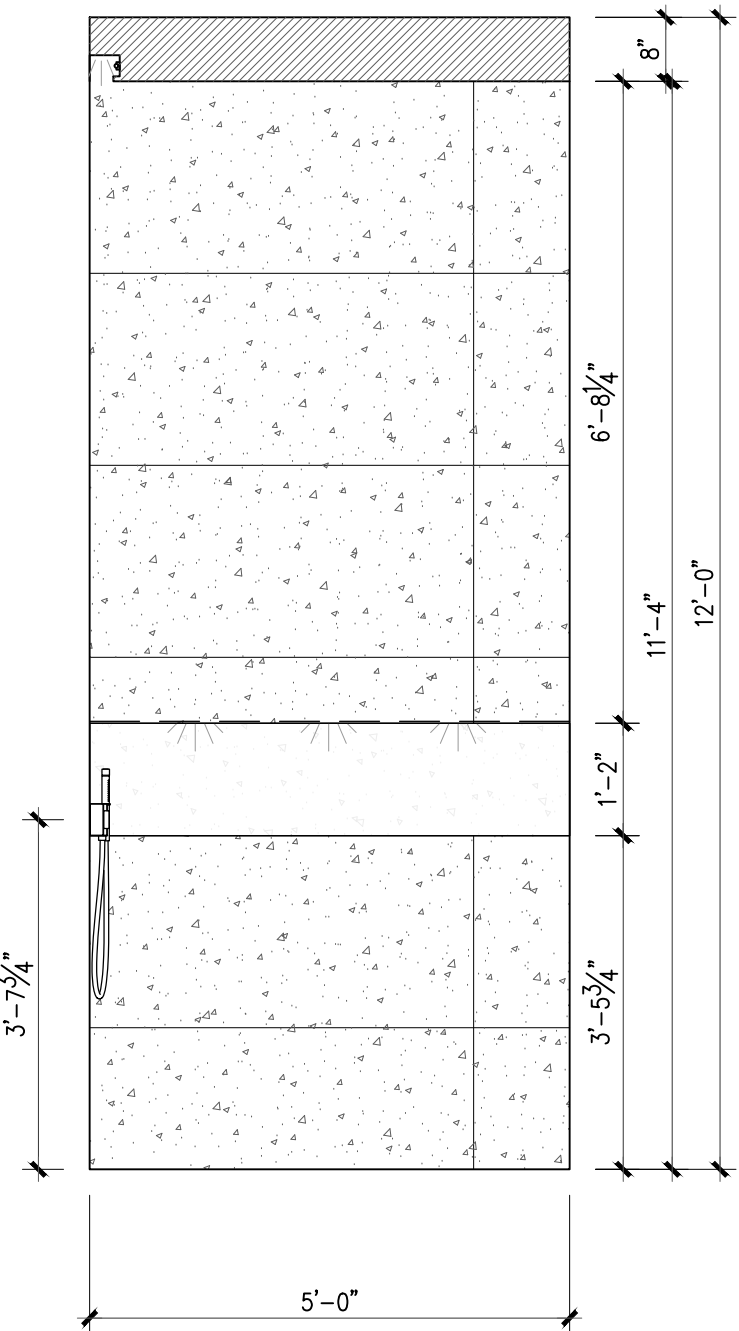
1 PLAN — ENSUITE 1  
ID1.01 Scale: 3/4" = 1'-0"



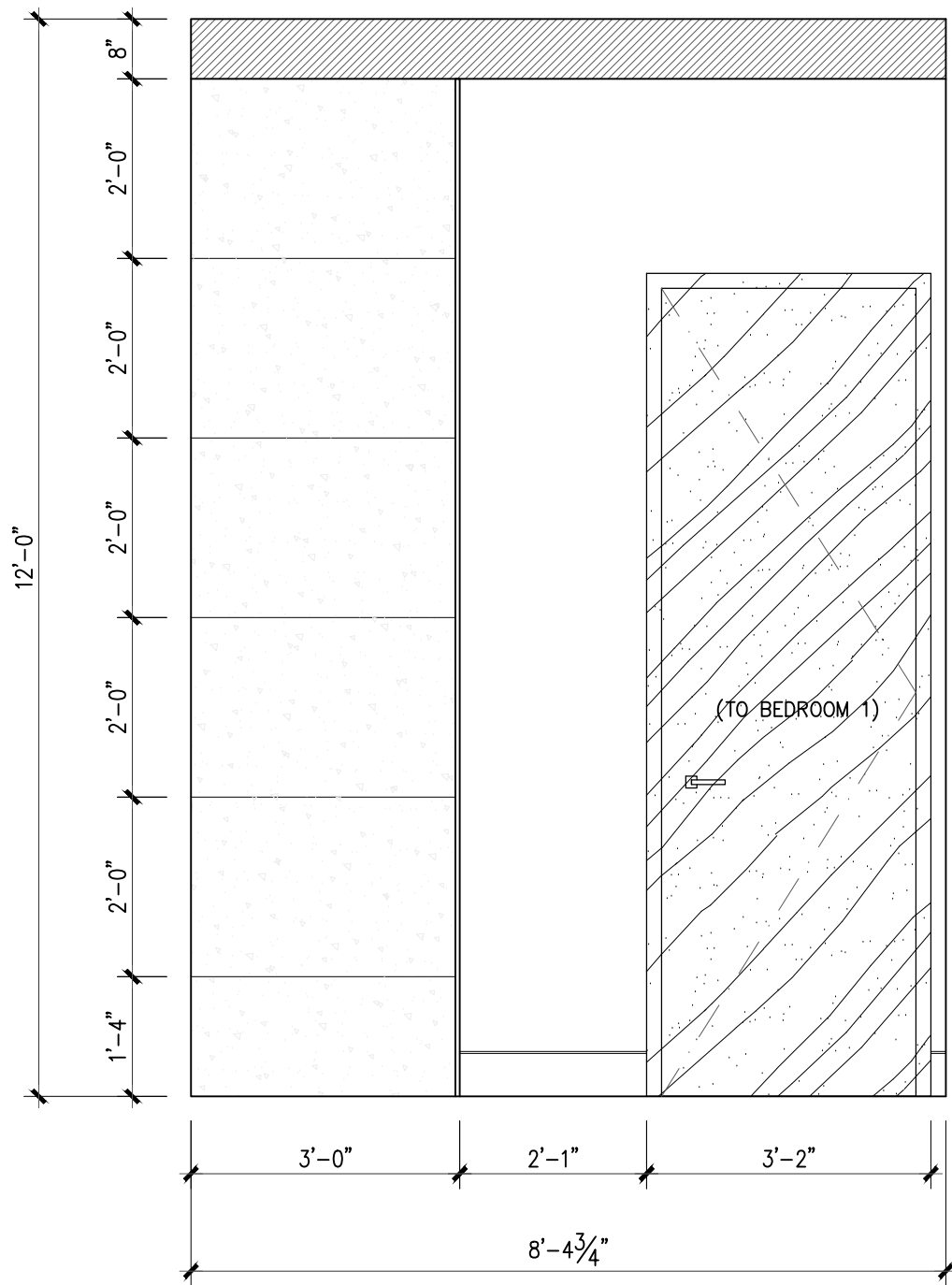
1 ELEVATION — ENSUITE 1  
ID1.01 Scale: 1/2" = 1'-0"



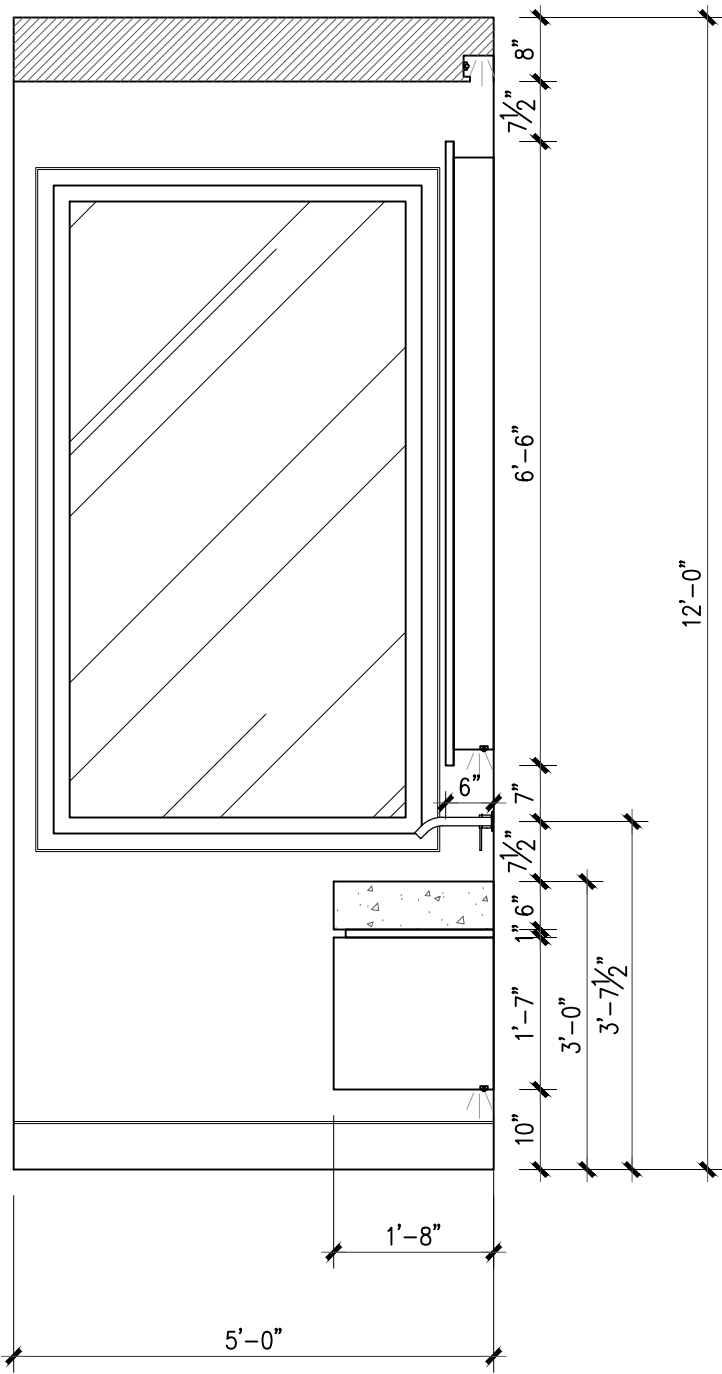
2 ELEVATION — ENSUITE 1  
ID1.01 Scale: 1/2" = 1'-0"



3 ELEVATION — ENSUITE 1  
ID1.01 Scale: 1/2" = 1'-0"



4 ELEVATION — ENSUITE 1  
ID1.01 Scale: 1/2" = 1'-0"



5 ELEVATION — ENSUITE 1  
ID1.01 Scale: 1/2" = 1'-0"

ITEM	DESCRIPTION	DATE
1.	All design concepts, drawings, specifications, millwork and details drawn or represented herein are the property of Angelo Turon J and no part of the same shall be reproduced, copied, disclosed or used in any manner other than for the specific project shown without the written consent of the designer.	
2.	All work shall conform with local and Provincial Building Code latest edition.	
3.	All dimensions and conditions shall be verified on site and any discrepancies shall be reported to the designer for clarification before proceeding with construction.	

DRAWING TITLE:

PROJECT NO.:

CONTACT:

SCALE:




DATE:  
0000/00/00

PROJECT:

DRAWING NO.:

ID2.17






ITEM	DESCRIPTION	DATE
1.	All design concepts, drawings, specifications, millwork and details drawn or represented herein are the property of Angela Yuran Ji and no part of the same shall be reproduced, copied, disclosed or used in any manner other than for the specific project shown without the written consent of the designer.	
2.	All work shall conform with local and Provincial Building Code latest edition.	
3.	All dimensions and conditions shall be verified on site and any discrepancies shall be reported to the designer for clarification before proceeding with construction.	

DRAWING TITLE:

MODEL VIEW 17

PROJECT:

PROJECT NO.:
--------------

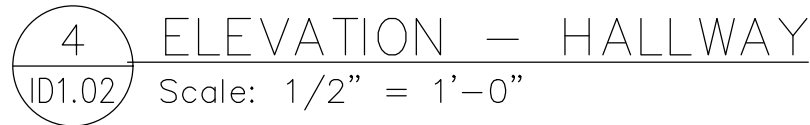
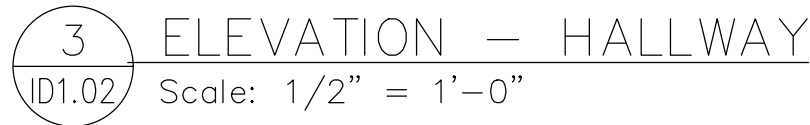
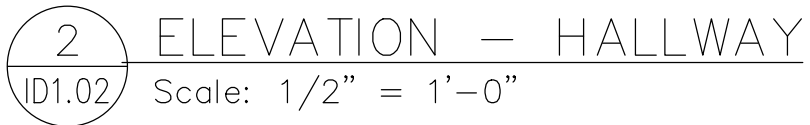
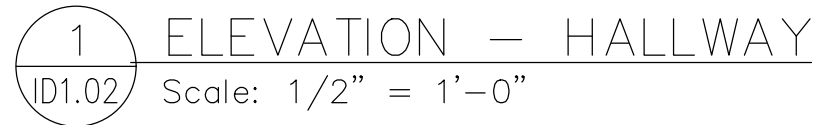
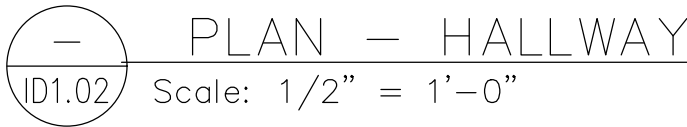
CONTACT:

SCALE:

DRAWING NO.:

DATE:  
0000/00/00





DATE: 0000/00/00	ID2.18
---------------------	--------



[illegible]

ITEM	DESCRIPTION	DATE
	<p>All design concepts, drawings, specifications, millwork and details drawn or represented herein are the property of Angela Yuran Ji and no part of the same shall be reproduced, copied, disclosed or used in any manner other than for the specific project shown without the written consent of the designer.</p> <p>All work shall conform with local and Provincial Building Code latest edition.</p> <p>All dimensions and conditions shall be verified on site and any discrepancies shall be reported to the designer for clarification before proceeding with construction.</p>	

MODEL VIEW 18

PROJECT NO.:

CONTACT:

SCALE:

DATE: \_\_\_\_\_

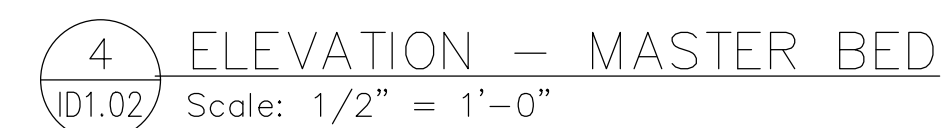
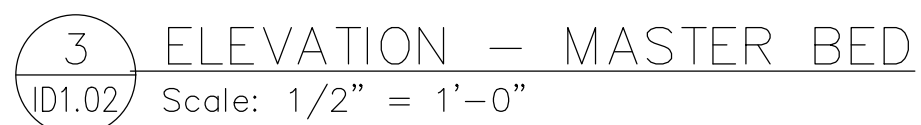
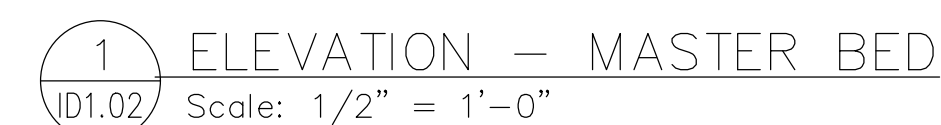
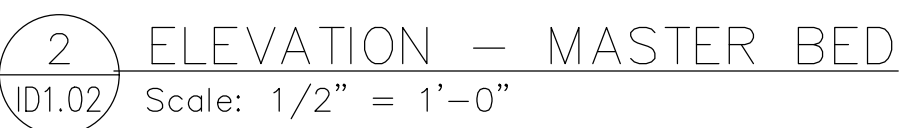
0000/00/

DRAWING NO.:

DATE: \_\_\_\_\_

0000/00/





ITEM	DESCRIPTION	DATE
1.	All design concepts, drawings, specifications, millwork and details drawn or represented herein are the property of Angelo Yuran JI and no part of same shall be reproduced, copied, altered or used in any manner other than for the specific project shown without the written consent of the designer.	
2.	All work shall conform with local and Provincial Building Code latest edition.	
3.	All dimensions and conditions shall be verified on site and any discrepancies shall be reported to the designer for verification before proceeding with construction.	

DRAWING TITLE:

PROJECT NO.:	
--------------	--

CONTACT:

SCALE:


DATE:  
0000/00/00

PROJECT:

DRAWING NO.:	
--------------	--

ID 2.19



[illegible]

ITEM	DESCRIPTION	DATE
1.	All design concepts, drawings, specifications, millwork and details drawn or represented herein are the property of Angela Yuran, Ji and no part of the same shall be reproduced, copied, disclosed or used in any manner other than for the specific project shown without the written consent of the designer.	
2.	All work shall conform with local and Provincial Building Code latest edition.	
3.	Dimensions and conditions shall be verified at site and any discrepancies shall be reported to the designer for clarification before proceeding with construction.	

[illegible]

MODEL VIEW 19

SUBJECT:

PROJECT NO.:

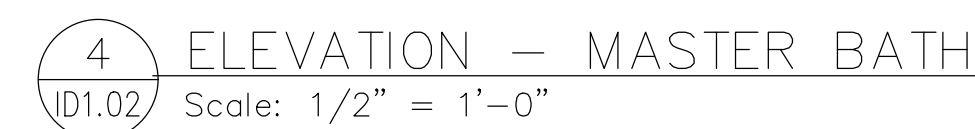
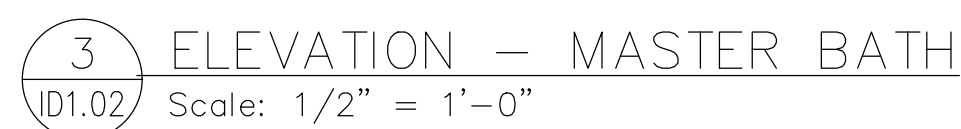
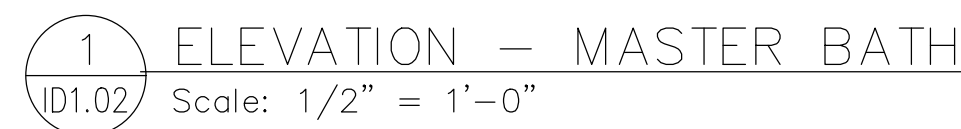
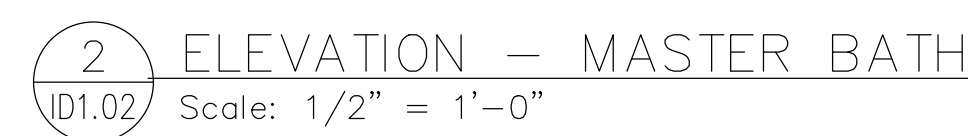
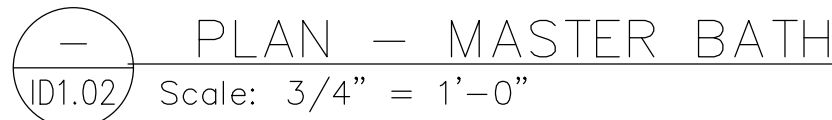
CONTACT:

SCALE:



	DRAWING NO.:
--	--------------

DATE:  
0000/00/00



[illegible]



[illegible]

ITEM	DESCRIPTION	DATE
1.	All design concepts, drawings, specifications, millwork and details drawn or represented herein are the property of Angela Yuran, Ji and no part of the same shall be reproduced, copied, disclosed or used in any manner other than for the specific project shown without the written consent of the designer.	
2.	All work shall conform with local and Provincial Building Code latest edition.	
3.	Dimensions and conditions shall be verified at site and any discrepancies shall be reported to the designer for clarification before proceeding with construction.	

DRAWING THE LINE.

MODEL VIEW 20

SUBJECT:

PROJECT NO.:

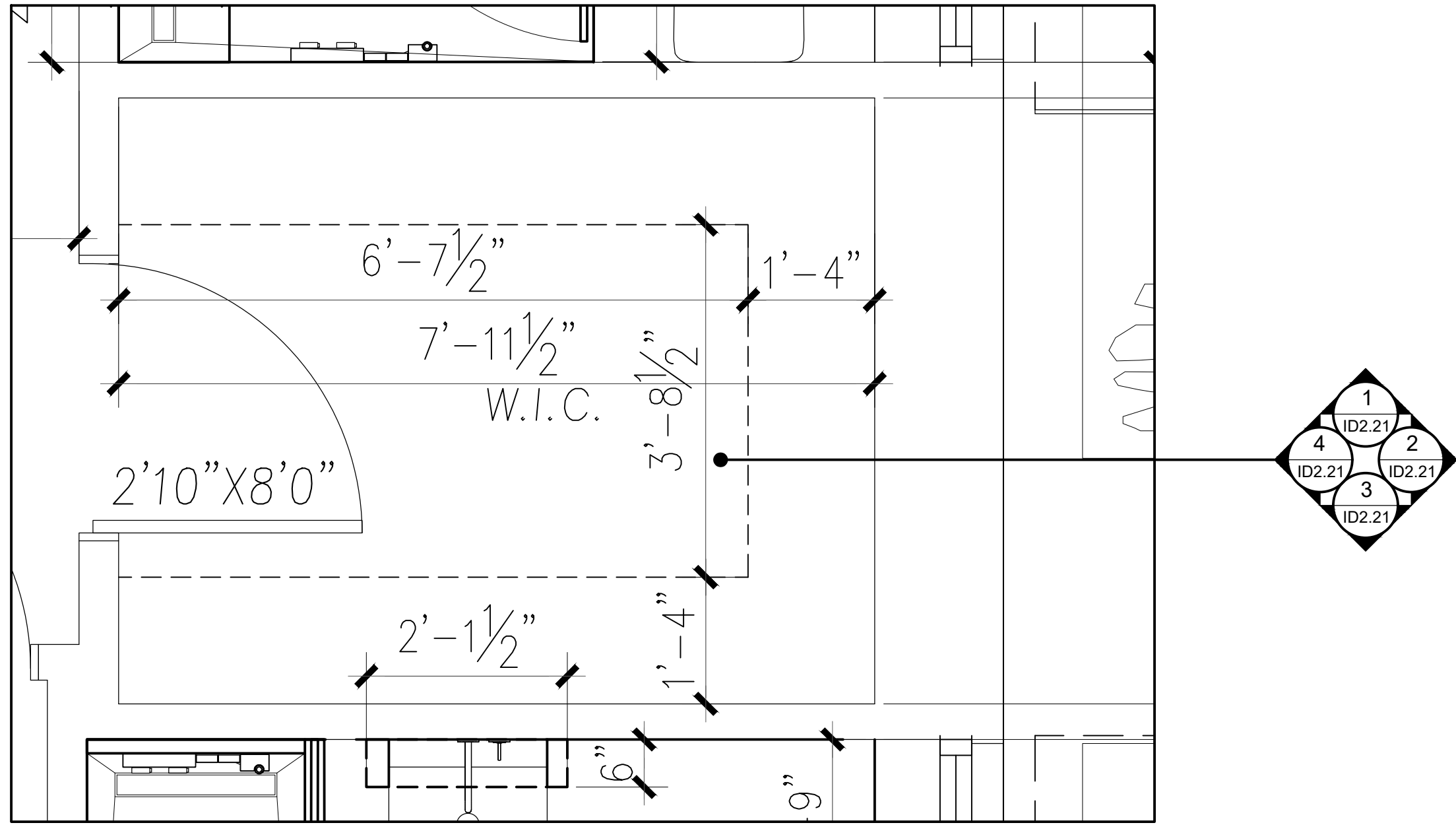
CONTACT:

SCALE:

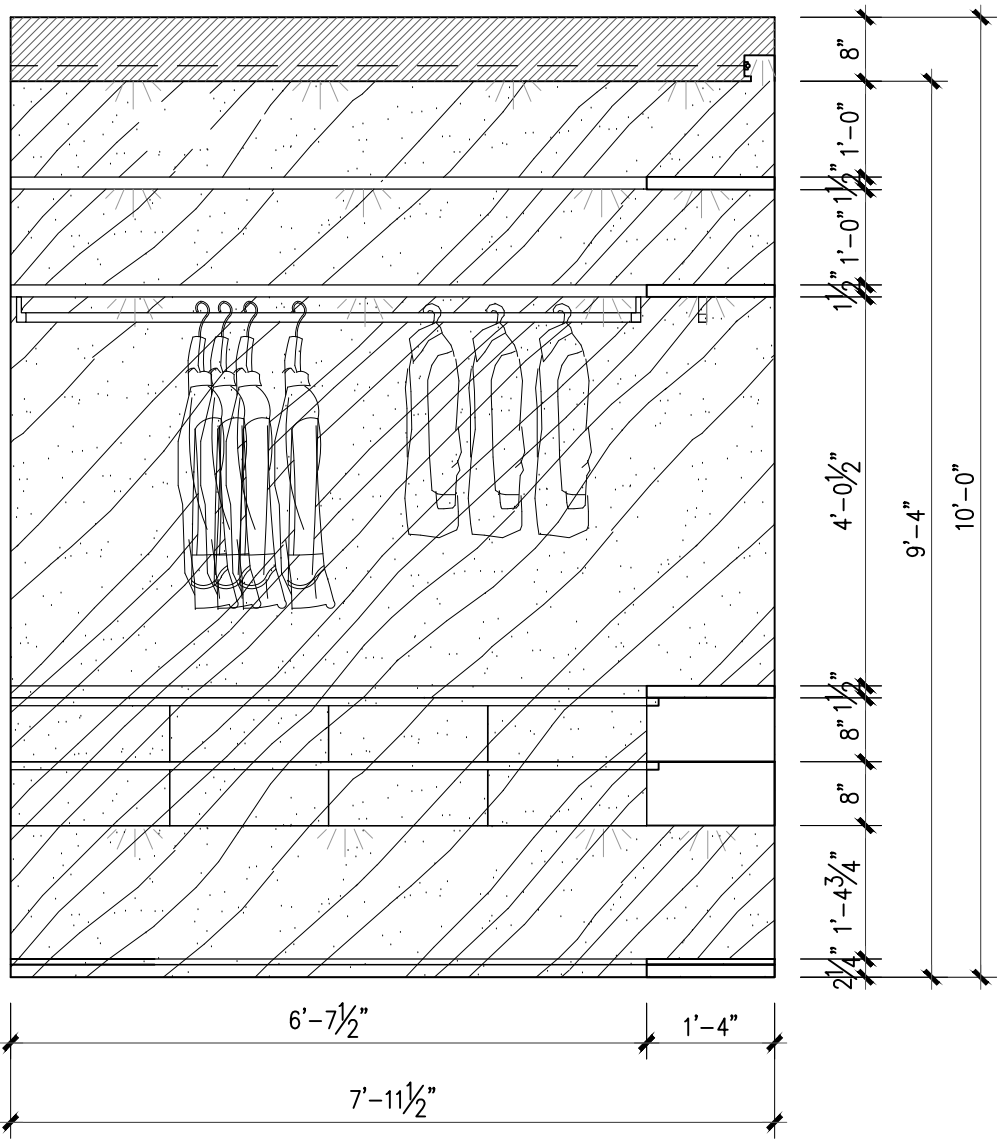
DRAWING NO.:
--------------

DATE:  
0000/00/00

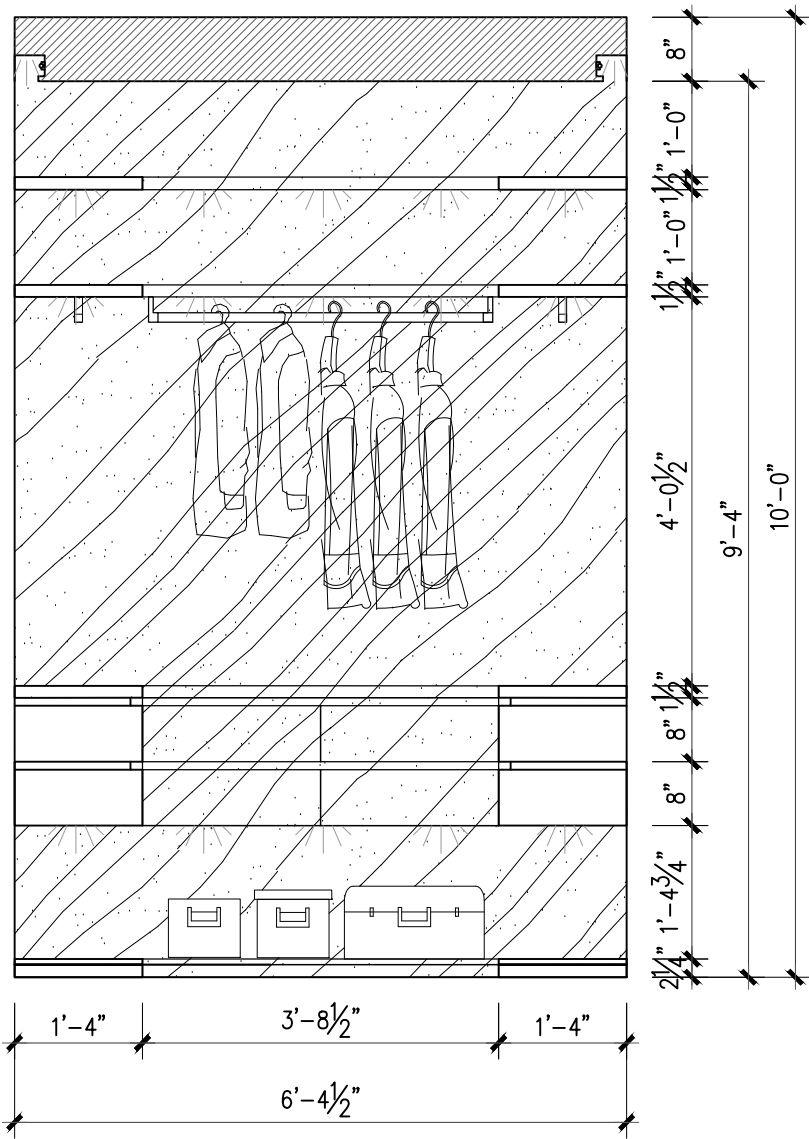




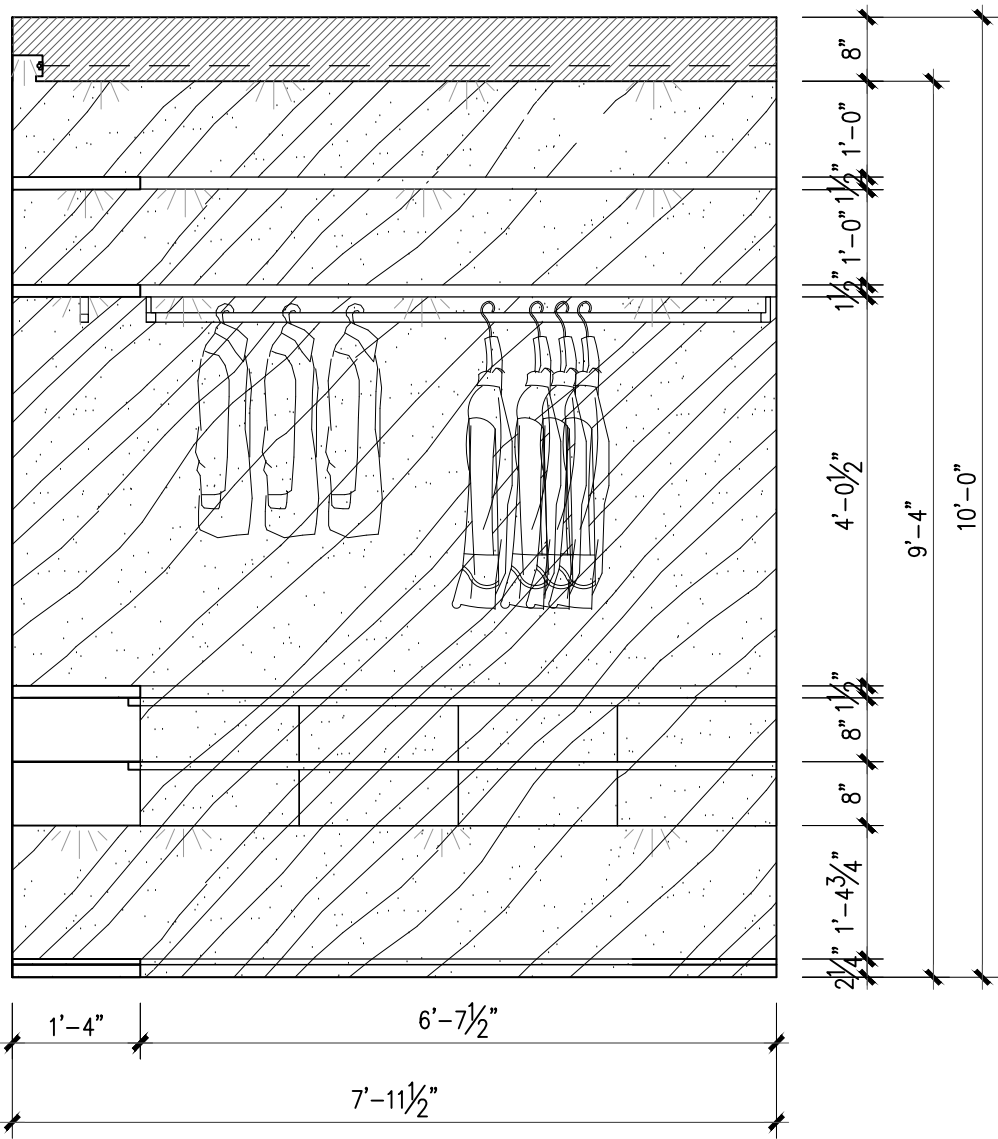
PLAN — W.I.C.  
ID1.02 Scale: 3/4" = 1'-0"



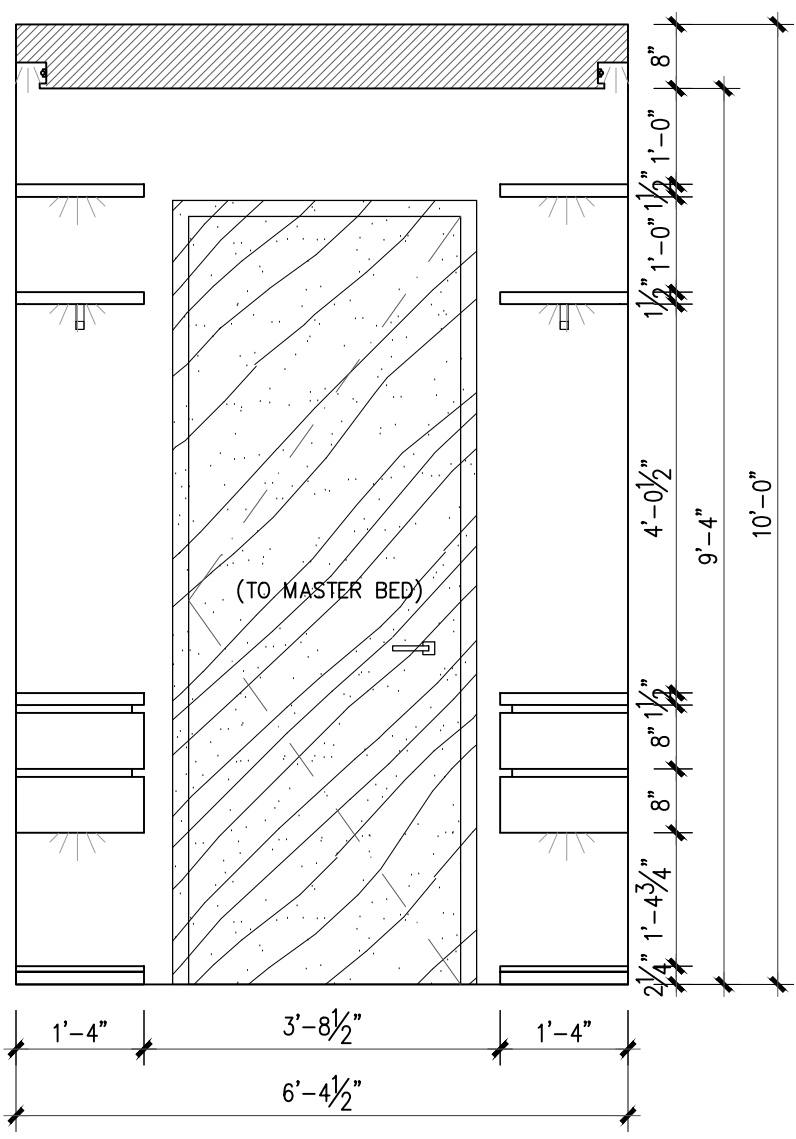
1 ELEVATION — W.I.C.  
ID1.02 Scale: 1/2" = 1'-0"



2 ELEVATION — W.I.C.  
ID1.02 Scale: 1/2" = 1'-0"



3 ELEVATION — W.I.C.  
ID1.02 Scale: 1/2" = 1'-0"



4 ELEVATION — W.I.C.  
ID1.02 Scale: 1/2" = 1'-0"

ITEM	DESCRIPTION	DATE
1.	All design concepts, drawings, specifications, millwork and details drawn or represented herein are the property of Angelo Tironi and no part of the same shall be reproduced, copied, disclosed or used in any manner other than for the specific project shown without the written consent of the designer.	
2.	All work shall conform with local and Provincial Building Code latest edition.	
3.	All dimensions and conditions shall be verified on site and any discrepancies shall be reported to the designer for clarification before proceeding with construction.	

DRAWING TITLE:

PROJECT:

PROJECT NO.:

CONTACT:

SCALE:

DRAWING NO.:

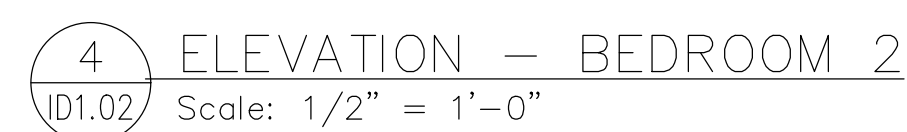
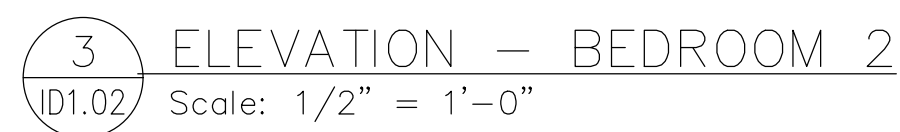
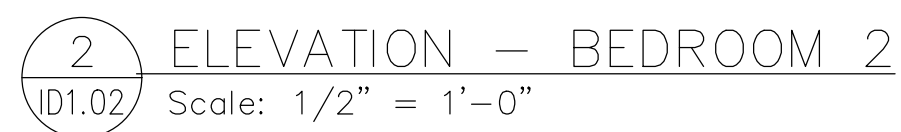
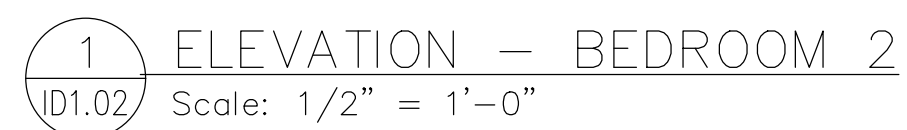
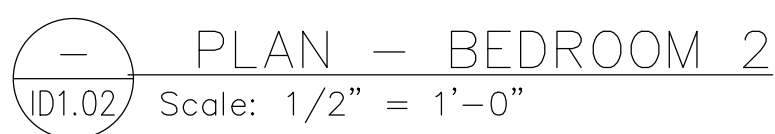
DATE:  
0000/00/00

ID2.21







[illegible]

ITEM	DESCRIPTION	DATE
1.	All design concepts, drawings, specifications, millwork and details drawn or represented herein are the property of Angela Yuran JI and no part of the same shall be copied, reprinted, copied, used or used in any manner other than for the specific project shown without the written consent of the designer.	
2.	All work shall conform with local and Provincial Building Code latest edition.	
3.	All dimensions and conditions shall be verified on site and any discrepancies shall be reported to the designer for clarification before proceeding with construction.	

DRAWING TITLE:

PROJECT:

PROJECT NO.:

CONTACT:

SCALE:	DRAWING NO.:
--------	--------------

DATE:  
0000/00/00

0	ID 2.22
---	---------





COPYRIGHT RESERVED

[illegible]

ITEM	DESCRIPTION	DATE
1.	All design concepts, drawings, specifications, millwork and details drawn or represented herein are the property of Angela Yuran Ji and no part of the same shall be reproduced, copied, disclosed or used in any manner other than for the specific project shown without the written consent of the designer.	
2.	All work shall conform with local and Provincial Building Code latest edition.	
3.	All dimensions and conditions shall be verified on site and any discrepancies shall be reported to the designer for clarification before proceeding with construction.	

MODEL VIEW 22

PROJECT NO.:

CONTACT:

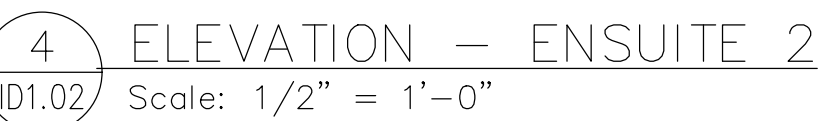
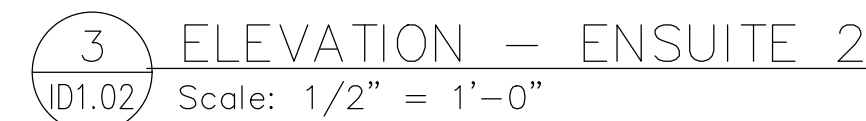
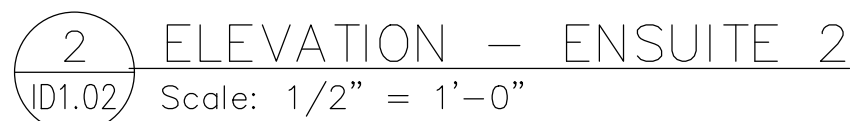
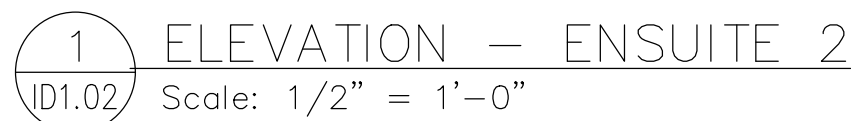
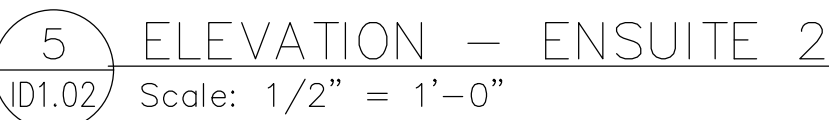
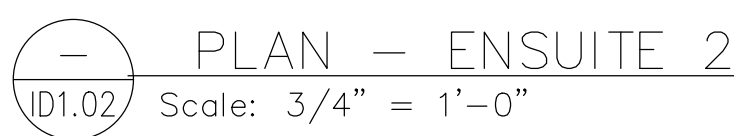
SCALE:

DRAWING NO.:

DATE: \_\_\_\_\_

0000/00/00	
------------	--





[illegible]

ITEM	DESCRIPTION	DATE
1.	All design concepts, drawings, specifications, millwork and details drawn or represented herein are the property of Angela Yuran JI and no part of the same shall be copied, reprinted, copied, used or used in any manner other than for the specific project shown without the written consent of the designer.	
2.	All work shall conform with local and Provincial Building Code latest edition.	
3.	All dimensions and conditions shall be verified on site and any discrepancies shall be reported to the designer for clarification before proceeding with construction.	

DRAWING TITLE:	
PROJECT:	

PROJECT NO.: —	
CONTACT: —	
SCALE:	DRAWING NO.:
DATE: 0000/00/00	ID2.23






ITEM	DESCRIPTION	DATE
1.	All design concepts, drawings, specifications, millwork and details drawn or represented herein are the property of Angela Yuran Ji and no part of the same shall be reproduced, copied, disclosed or used in any manner other than for the specific project shown without the written consent of the designer.	
2.	All work shall conform with local and Provincial Building Code latest edition.	
3.	All dimensions and conditions shall be verified on site and any discrepancies shall be reported to the designer for clarification before proceeding with construction.	

DRAWING TITLE:

MODEL VIEW 23

PROJECT:

PROJECT NO.:

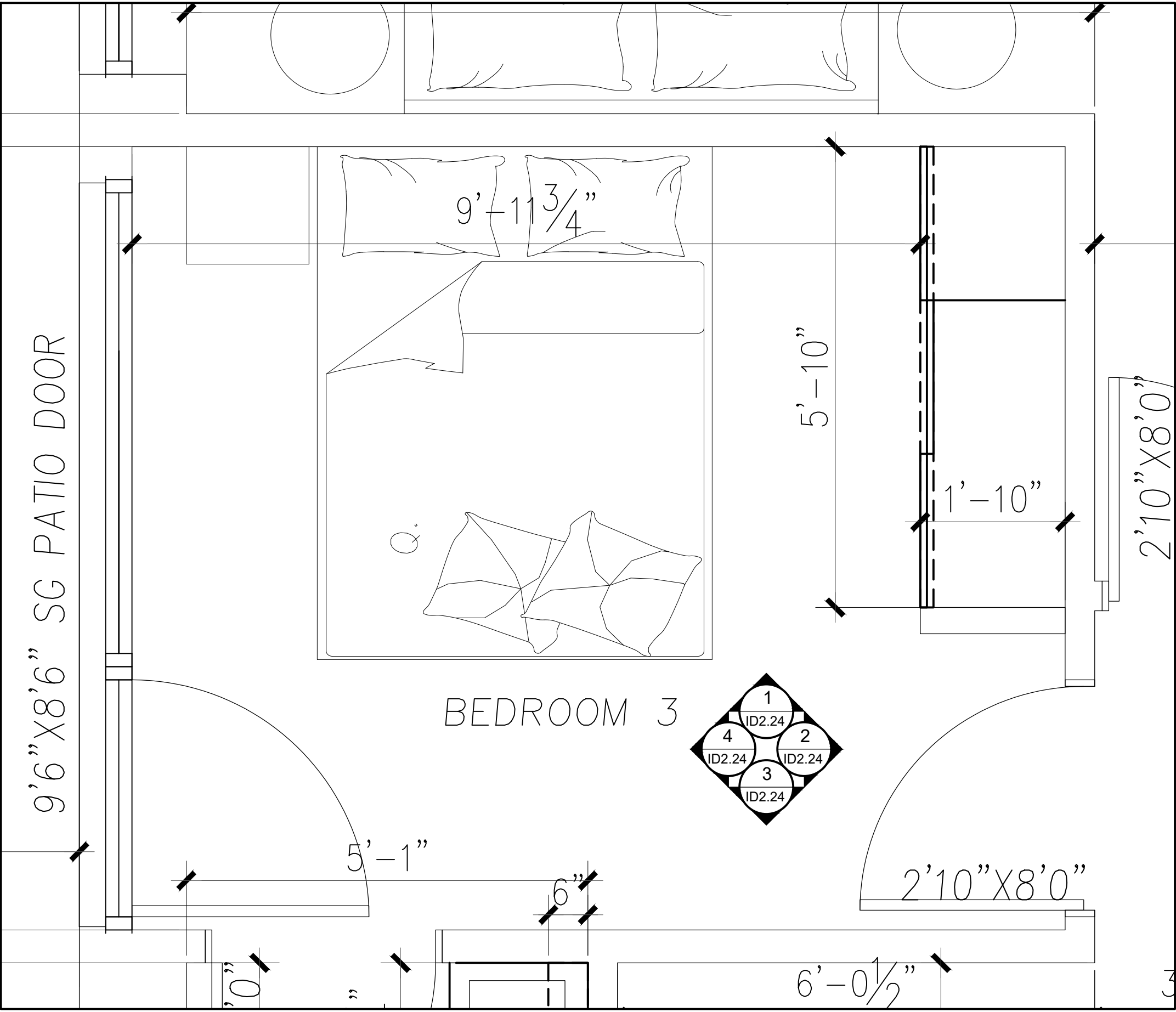
CONTACT:

SCALE:

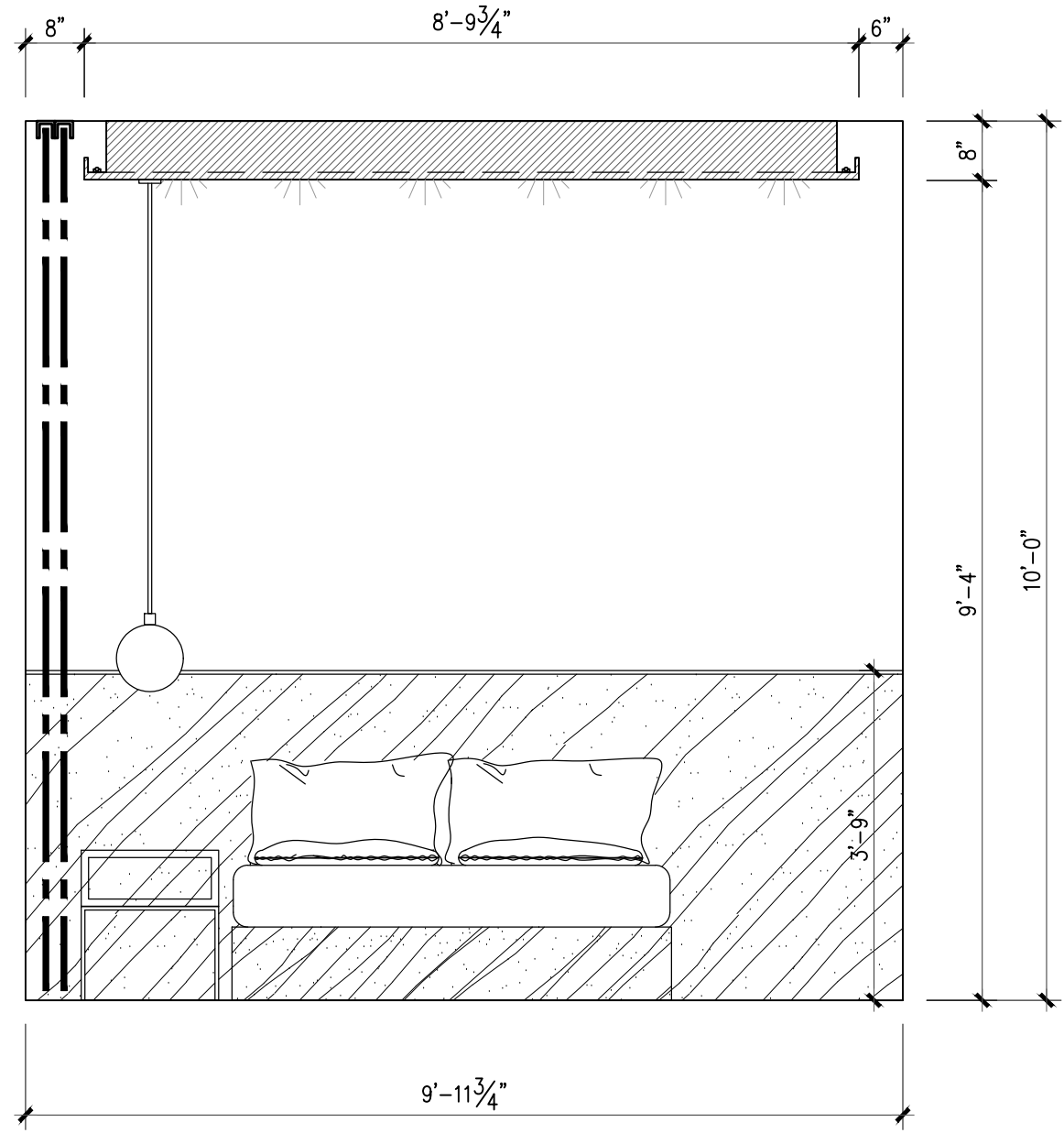
DRAWING NO.:

DATE:  
0000/00/00

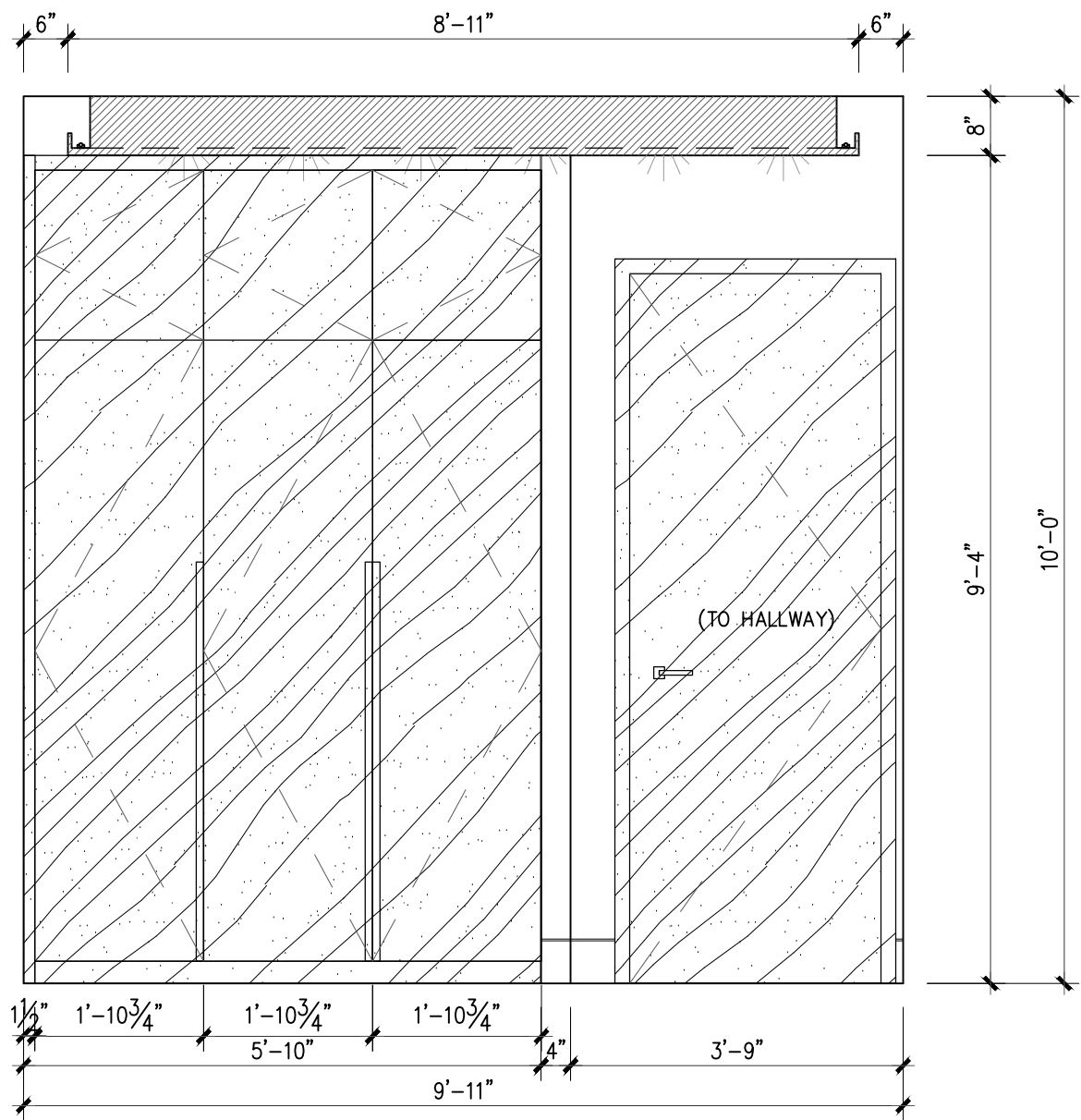




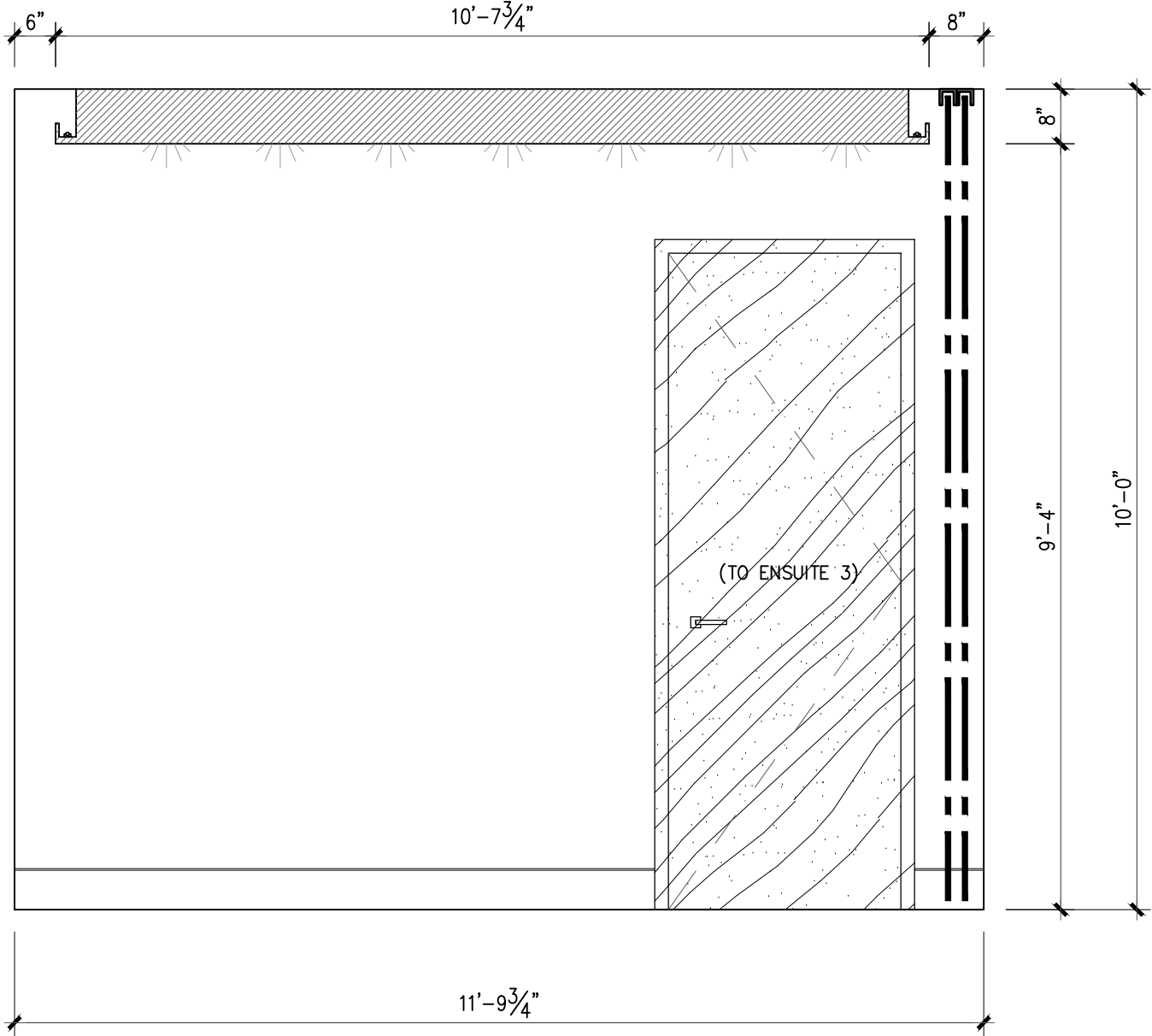
1 PLAN — BEDROOM 3  
ID1.02 Scale: 3/4" = 1'-0"



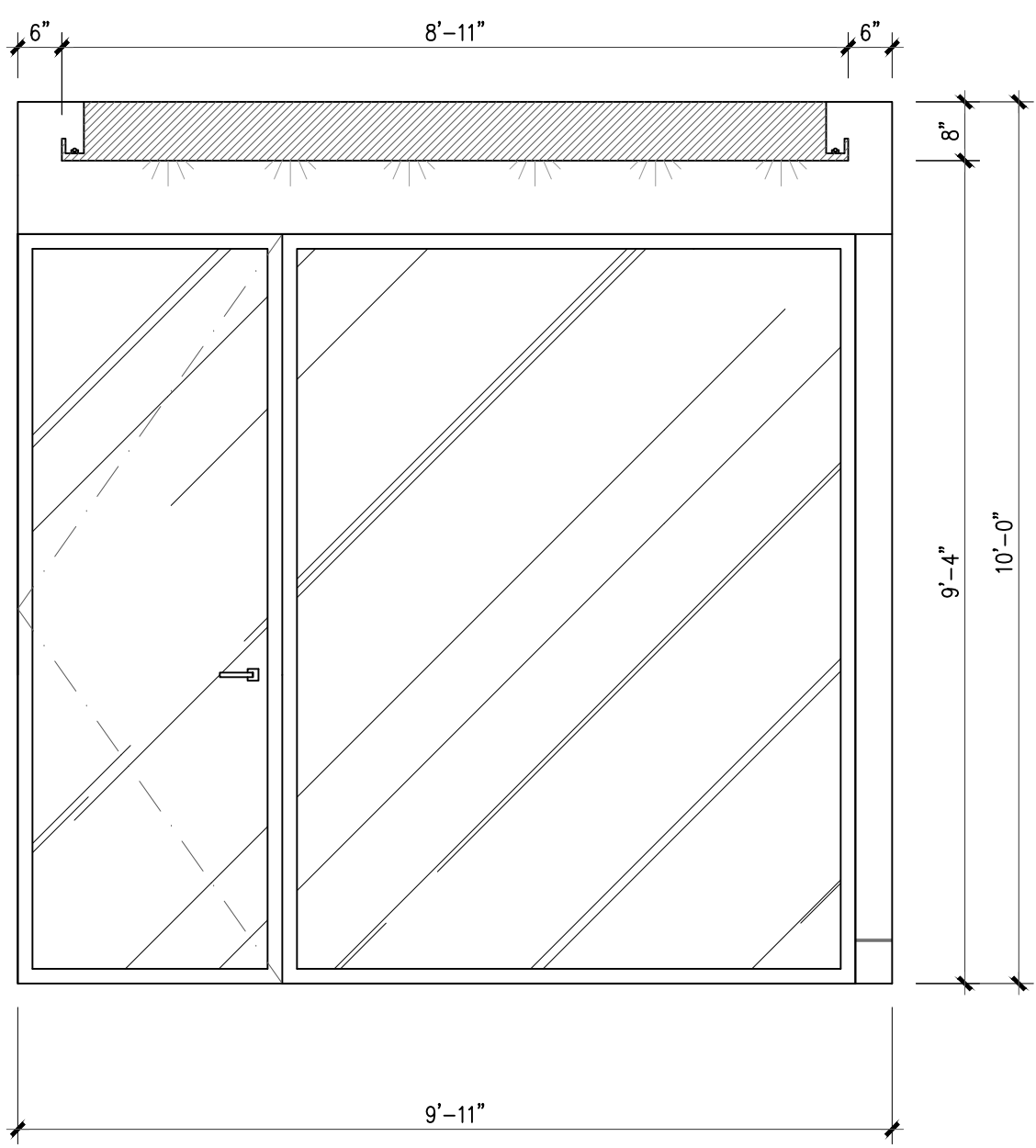
1 ELEVATION — BEDROOM 3  
ID1.02 Scale: 1/2" = 1'-0"



2 ELEVATION — BEDROOM 3  
ID1.02 Scale: 1/2" = 1'-0"



3 ELEVATION — BEDROOM 3  
ID1.02 Scale: 1/2" = 1'-0"



4 ELEVATION — BEDROOM 3  
ID1.02 Scale: 1/2" = 1'-0"

ITEM	DESCRIPTION	DATE
------	-------------	------

1. All design concepts, drawings, specifications, millwork and details drawn or represented herein are the property of Angelo Tironi and no part of the same shall be reproduced, copied, disclosed or used in any manner other than for the specific project shown without the written consent of the designer.  
2. All work shall conform with local and Provincial Building Code latest edition.  
3. All dimensions and conditions shall be verified on site and any discrepancies shall be reported to the designer for clarification before proceeding with construction.

DRAWING TITLE:

PROJECT NO.:

CONTACT:


SCALE:

DRAWING NO.:

DATE:  
0000/00/00

ID2.24





ITEM	DESCRIPTION	DATE
1.	All design concepts, drawings, specifications, millwork and details drawn or represented herein are the property of Angela Yuran, Ji and no part of the same shall be copied, reprinted, copied, altered or used in any manner other than for the specific project shown without the written consent of the designer.	
2.	All work shall conform with local and Provincial Building Code latest edition.	
3.	All dimensions and conditions shall be verified on site and any discrepancies shall be reported to the designer for verification before proceeding with construction.	

DRAWING TITLE:

MODEL VIEW 24

PROJECT:

PROJECT NO.:

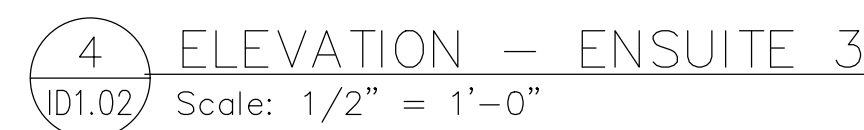
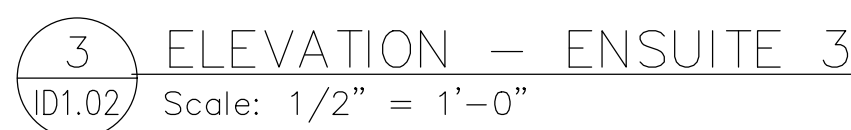
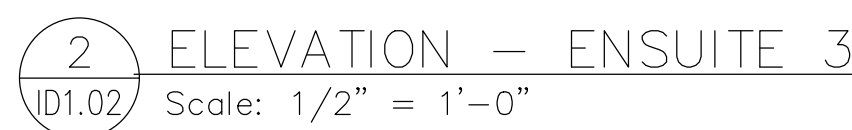
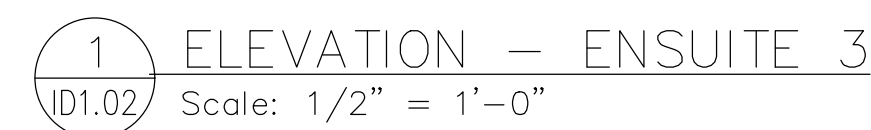
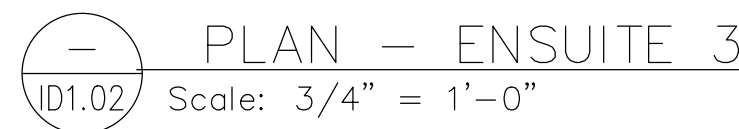
CONTACT:

SCALE:





DRAWING NO.:	
--------------	--

DATE:  
0000/00/00







[illegible]

ITEM	DESCRIPTION	DATE
1.	All design concepts, drawings, specifications, millwork and details drawn or represented herein are the property of Angela Yuran Ji and no part of the same shall be reproduced, copied, disclosed or used in any manner other than for the specific project shown without the written consent of the designer.	
2.	All work shall conform with local and Provincial Building Code latest edition.	
3.	All dimensions and conditions shall be verified on site and any discrepancies shall be reported to the designer for clarification before proceeding with construction.	

DRAWING TITLE:

MODEL VIEW 25

PROJECT:

PROJECT NO.:

CONTACT:

SCALE:

DRAWING NO.:
--------------

DATE:  
0000/00/00